

WAGONER COUNTY
2021-2022
ESTIMATE OF NEEDS
AND FINANCIAL STATEMENT OF THE
FISCAL YEAR 2020-2021

BOARD OF COUNTY COMMISSIONERS OF
THE COUNTY OF WAGONER
STATE OF OKLAHOMA

Two copies of this Financial Statement and Estimate of Needs should be filed with the County Clerk not later than August 17 for all Counties. After approval by the Excise Board and the levies are made, both statements should be signed by the appropriate Board Members. One complete signed copy must be sent to the State Auditor and Inspector, 2300 N. Lincoln Blvd., State Capital, Room 123, Oklahoma City, OK 73105. If publication may not be had by date required for filing, affidavit and proof of publication are required to be attached within five days after date of filing.

THE 2021-2022
ESTIMATE OF NEEDS

AND

FINANCIAL STATEMENT OF THE
FISCAL YEAR 2020-2021

PREPARED BY TURNER & ASSOCIATES, PLC
SUBMITTED TO THE WAGONER COUNTY
EXCISE BOARD THIS 15 DAY OF November 2021

BOARD OF COUNTY COMMISSIONERS

Chairman [Signature] 11-15-21

County Clerk [Signature]

Commissioner [Signature]

Commissioner [Signature]

Treasurer [Signature]

Assessor [Signature]

Court Clerk [Signature]

Sheriff [Signature]



Index Page

Exhibit A	County General	1
Exhibit D	County Highway Unrestricted	13
Exhibit E	Health	21
Total Exhibit H's		29
Total Exhibit I's		31
Total Exhibit I,ST's		63
Total Exhibit M's		71
Exhibit W		89
Exhibit X		91
Exhibit Y		93
Exhibit Z		97
Salary Calculations		99

WAGONER COUNTY
2021-2022
ESTIMATE OF NEEDS
AND FINANCIAL STATEMENT OF THE
FISCAL YEAR 2020-2021


WAGONER COUNTY, STATE OF OKLAHOMA


To the County Excise Board of said County and State, Greeting:-

Pursuant to the requirements of 68 O.S. 1991 Section 3002, we submit herewith for your consideration, the within statement of the fiscal condition of the County of Wagoner, State of Oklahoma, for the fiscal year beginning July 1, 2020 and ending June 30, 2021, together with an itemized statement of the estimated needs thereof for the fiscal year beginning July 1, 2021 and ending June 30, 2022. The same have been prepared in conformity to Statute, in relation to which be it further noted that:


1. We, the members of the Board of County Commissioners of said County and State, do hereby certify that the statements herein submitted show the true and correct conditions of the fiscal affairs of said County for the fiscal year ending June 30, 2021, that said statements comprise a "full and accurate statement of the assessments, receipts and expenditures of the preceding year, made out in detail under separate heads" as required by 19 O.S. 1991 Section 345; that said preparation was had at an official session of said Board, begun on the first Monday in July, 2021 pursuant to the provisions of 68 O.S. 1991 Section 3002.
2. And we further certify that the estimates of the several amounts necessary for current expenses for the fiscal year beginning July 1, 2021 and ending June 30, 2022 as shown under "Schedule 8" were prepared and filed with the Board of County Commissioners as of the first Monday in July 2021, that the same have been correctly entered, and that all estimates made are entered as certified by Department Heads for the respective purposes herein set out. We further certify that the sums requested for salaries of county officers and the deputies are calculated and based upon authority of salary statutes currently effective and applicable in this county.
3. We further certify that the estimated income from sources other than ad valorem tax, shown on "Schedule 4", may reasonably be expected to be collected as a revenue during the ensuing fiscal year, and is not in excess of the 90% of the amounts collected for the same sources during the fiscal year ending June 30, 2021.


Dated at the office of the County Clerk, at Wagoner, Oklahoma,
this 15 day of November, 2021.


Chairman



Commissioner



Treasurer


Court Clerk


County Clerk


Commissioner


Assessor


Sheriff



Filed this _____ day of _____, 2021

Secretary and Clerk of Excise Board, Wagoner County, Oklahoma.

Independent Accountant's Compilation Report

Honorable Board of County Commissioners

Wagoner County, Oklahoma

Management is responsible for the accompanying 2020-2021 prescribed financial statements as of and for the fiscal year ended June 30, 2021, and the 2021-2022 Estimate of Needs (SA&I form 2631R97) and the Publication Sheet (SA&I form 2631R97) for Wagoner County, included in accompanying prescribed form. We have performed a compilation engagement in accordance with Statements on Standards for Accounting and Review Services promulgated by the Accounting and Review Services Committee of the AICPA. We did not audit or review the prescribed financial statements, estimate of needs and publication sheet nor were we required to perform any procedures to verify the accuracy or completeness of the information provided by management. Accordingly, we do not express an opinion, a conclusion, nor provide any form of assurance on these prescribed financial statements.

The prescribed financial statements, estimate of needs and publication sheets forms are presented in accordance with the requirements prescribed by the Office of the Oklahoma State Auditor and Inspector per 68 OS § 3003.B as defined by 68 OS § 3004-3011 and are not intended to be a complete presentation of the County's assets and liabilities.

This report is intended solely for the information and use of management of Wagoner County, Oklahoma, the Excise Board of Wagoner County Oklahoma and for filing with the State Auditor and Inspector and is not intended to be and should not be used by anyone other than these specific parties.


TURNER & Associates, PLLC

AFFIDAVIT OF PUBLICATION

STATE OF OKLAHOMA, COUNTY OF WAGONER

Personally appeared before me, the undersigned Notary Public,
Lori Hendricks County Clerk of the County and State aforesaid, who being first duly sworn according to law, deposes and says: That he/she complied with the law by having the financial statement for the fiscal year ending June 30, 2021, and the estimated needs and the estimated income from sources other than ad valorem taxes, for the fiscal year beginning July 1, 2021 and ending June 30, 2022 published in one issue of the Neighbor Newspaper a legally-qualified newspaper published - of general circulation, in said county (strike inapplicable phrase) a copy of which together with proof of publication is herewith attached marked Exhibit "Z" and made a part of hereof.

Lori Hendricks
County Clerk



Subscribed and sworn to before me this 12 day of November, 2021.

Amanda Alsip
Notary Public

2/10/24
My Commission Expires

AMANDA ALSIP
NOTARY PUBLIC - STATE OF OKLAHOMA
MY COMMISSION EXPIRES FEB. 10, 2024
COMMISSION # 12001354

AMERICAN
AMERICAN
AMERICAN
AMERICAN

COUNTY GENERAL COVERING THE PERIOD 7/1/2020 TO 6/30/2021
ESTIMATE OF NEEDS FOR 2021-2022

EXHIBIT A

Schedule 1, Current Balance Sheet - June 30, 2021		Amount
ASSETS:		
Cash Balance June 30, 2021		\$ 2,611,802.33
Investments		\$ -
TOTAL ASSETS		\$ 2,611,802.33
LIABILITIES AND RESERVES:		
Warrants Outstanding		\$ 220,131.01
Reserve for Interest on Warrants		\$ -
Reserves From Schedule 8		\$ 266,719.76
TOTAL LIABILITIES AND RESERVES		\$ 486,850.77
CASH FUND BALANCE JUNE 30, 2021		\$ 2,124,951.56
TOTAL LIABILITIES, RESERVES AND CASH FUND BALANCE		\$ 2,611,802.33

Schedule 2, Revenue and Requirements for 2020-2021		
	Detail	Total
REVENUE:		
Adjusted Cash Balance June 30, 2020	\$ 1,922,975.15	
Cash Fund Balance Transferred From Prior Years	\$ 87,734.32	
All Ad Valorem Tax Apportioned	\$ 6,419,151.34	
Miscellaneous Revenue Apportioned	\$ 2,040,513.45	
TOTAL REVENUE		\$ 10,470,374.26
REQUIREMENTS:		
Claims Paid by Warrants Issued	\$ 8,078,702.94	
Reserves From Schedule 8	\$ 266,719.76	
Interest Paid on Warrants	\$ -	
Reserve for Interest on Warrants	\$ -	
TOTAL REQUIREMENTS		\$ 8,345,422.70
ADD: CASH FUND BALANCE AS PER BALANCE SHEET JUNE 30, 2021		\$ 2,124,951.56
TOTAL REQUIREMENTS AND CASH FUND BALANCE		\$ 10,470,374.26

Schedule 3, Cash Fund Balance Analysis - June 30, 2021		Amount
ADDITIONS:		
Miscellaneous Revenue Collected in Excess with Transfer Adjustments		\$ 383,926.18
Warrants Estopped, Cancelled or Converted		\$ 886.61
Fiscal Year 2020-2021 Lapsed Appropriations		\$ 1,375,975.43
Fiscal Year 2019-2020 Lapsed Appropriations		\$ 86,850.71
Ad Valorem Tax Collections in Excess of Estimate		\$ 402,508.29
TOTAL ADDITIONS		\$ 2,250,147.22
DEDUCTIONS:		
Supplemental Appropriations		\$ 125,195.66
Current Tax in Process of Collection		\$ -
TOTAL DEDUCTIONS		\$ 125,195.66
Cash Fund Balance as per Balance Sheet June 30, 2021		\$ 2,124,951.56

COUNTY GENERAL COVERING THE PERIOD 7/1/2020 TO 6/30/2021
ESTIMATE OF NEEDS FOR 2021-2022

EXHIBIT A

Schedule 4: Revenue	2019-2020 Account		2020-2021 Account		
SOURCE	Actually Collected	Amount Estimated	Actually Collected	Over (Under)	
Ad Valorem Taxes					
9001 Current Tax	\$ -	\$ 6,016,643.05	\$ 6,218,844.08	\$ 202,201.03	
9002 Prior Year	\$ -		\$ 117,831.81	\$ 117,831.81	
9003 Back Year	\$ -		\$ 82,475.45	\$ 82,475.45	
Ad Valorem Tax Total	\$ -	\$ 6,016,643.05	\$ 6,419,151.34	\$ 402,508.29	
9000, Interest, Mortgage Tax					
9007 Interest Certificates of Deposits	\$ -	\$ 278,802.29	\$ 206,187.01	\$ (72,615.28)	
9008 Interest Income Funds	\$ -	\$ -	\$ 15,584.73	\$ 15,584.73	
Total for Interest, Mortgage Tax	\$ -	\$ 278,802.29	\$ 221,771.74	\$ (57,030.55)	
9100, Local Revenues					
9101 911 Phone fees	\$ -	\$ -	\$ 18.36	\$ 18.36	
9104 Motor Vehicle Auto Stamps	\$ -	\$ 1,511.08	\$ 2,249.91	\$ 738.83	
9106 County Clerk Fees	\$ -	\$ 401,260.08	\$ 645,870.83	\$ 244,610.75	
9123 Rebates	\$ -	\$ -	\$ 667.47	\$ 667.47	
9124 Sheriff Fees	\$ -	\$ 322.65	\$ 143.15	\$ (179.50)	
9127 Treasurer Fees	\$ -	\$ 3,505.50	\$ 7,949.16	\$ 4,443.66	
9129 Visual Inspection	\$ -	\$ 646,279.40	\$ 646,279.40	\$ -	
9130 Wildlife Fines	\$ -	\$ 219.21	\$ 294.43	\$ 75.22	
Total for Local Revenues	\$ -	\$ 1,053,097.92	\$ 1,303,472.71	\$ 250,374.79	
9200, State Revenues					
9203 Election Board Secretary Reimbursements	\$ -	\$ 58,943.76	\$ 60,713.87	\$ 1,770.11	
9204 Grants - State	\$ -	\$ -	\$ 158.28	\$ 158.28	
9215 OTC - Motor Vehicle	\$ -	\$ 109,829.67	\$ 116,189.97	\$ 6,360.30	
9219 OTC - Tobacco	\$ -	\$ 62,784.68	\$ 86,895.75	\$ 24,111.07	
Total for State Revenues	\$ -	\$ 231,558.11	\$ 263,957.87	\$ 32,399.76	
9300, Federal Revenues					
9308 PILT - Entitlement Lands 6902	\$ -	\$ 69,277.50	\$ 76,554.50	\$ 7,277.00	
9311 Flood Control	\$ -	\$ 22,781.73	\$ 19,928.28	\$ (2,853.45)	
9317 CARES Act	\$ -	\$ -	\$ 3,469.36	\$ 3,469.36	
Total for Federal Revenues	\$ -	\$ 92,059.23	\$ 99,952.14	\$ 7,892.91	
9400, Miscellaneous Revenues					
9402 Health Insurance Reimbursements	\$ -	\$ -	\$ 79.92	\$ 79.92	
9407 Reimbursements of Expenditures	\$ -	\$ -	\$ 128,589.07	\$ 128,589.07	
9408 Rents/Lease of Public Property	\$ -	\$ -	\$ 300.00	\$ 300.00	
9411 Sale of County Owned Assets	\$ -	\$ -	\$ 3,190.00	\$ 3,190.00	
9414 Administrative Fee	\$ -	\$ -	\$ 19,200.00	\$ 19,200.00	
9415 Miscellaneous	\$ -	\$ -	\$ -	\$ -	
Total for Miscellaneous Revenues	\$ -	\$ -	\$ 151,358.99	\$ 151,358.99	
TOTAL REVENUES FOR THE COUNTY GENERAL FUND					
Total Unrestricted Revenue	\$ -	\$ 1,655,517.55	\$ 2,040,513.45	\$ 384,995.90	
9216 OTC - Sales Tax	\$ -	\$ -	\$ -	\$ -	
Restricted - Sales Tax Interest	\$ -	\$ -	\$ -	\$ -	
Total Miscellaneous County General	\$ -	\$ 1,655,517.55	\$ 2,040,513.45	\$ 384,995.90	
Ad Valorem Tax	\$ -	\$ 6,016,643.05	\$ 6,419,151.34	\$ 402,508.29	
Grand Total of All Revenues	\$ -	\$ 7,672,160.60	\$ 8,459,664.79	\$ 787,504.19	

COUNTY GENERAL COVERING THE PERIOD 7/1/2020 TO 6/30/2021
ESTIMATE OF NEEDS FOR 2021-2022

EXHIBIT A

Schedule 4: Revenue SOURCE	Basis & Limit of Ensuing Estimate	2021-2022 Account	
		Estimated by Governing Board	Approved by Excise Board
Ad Valorem Taxes			
9001 Current Tax	104.15%	\$ 6,477,183.62	\$ 6,477,183.62
9002 Prior Year			
9003 Back Year			
Ad Valorem Tax Total		\$ 6,477,183.62	\$ 6,477,183.62
9000, Interest, Mortgage Tax			
9007 Interest Certificates of Deposits	90.00%	\$ 185,568.31	\$ 185,568.31
9008 Interest Income Funds	90.00%	\$ 14,026.26	\$ 14,026.26
Total for Interest, Mortgage Tax		\$ 199,594.57	\$ 199,594.57
9100, Local Revenues			
9101 911 Phone fees	89.98%	\$ 16.52	\$ 16.52
9104 Motor Vehicle Auto Stamps	90.00%	\$ 2,024.92	\$ 2,024.92
9106 County Clerk Fees	90.00%	\$ 581,283.75	\$ 581,283.75
9123 Rebates	90.00%	\$ 600.72	\$ 600.72
9124 Sheriff Fees	90.00%	\$ 128.84	\$ 128.84
9127 Treasurer Fees	90.00%	\$ 7,154.24	\$ 7,154.24
9129 Visual Inspection	95.17%	\$ 615,040.51	\$ 615,040.51
9130 Wildlife Fines	90.00%	\$ 264.99	\$ 264.99
Total for Local Revenues		\$ 1,206,514.49	\$ 1,206,514.49
9200, State Revenues			
9203 Election Board Secretary Reimbursements	97.08%	\$ 58,943.76	\$ 58,943.76
9204 Grants - State	0.00%	\$ -	\$ -
9215 OTC - Motor Vehicle	90.00%	\$ 104,570.97	\$ 104,570.97
9219 OTC - Tobacco	90.00%	\$ 78,206.18	\$ 78,206.18
Total for State Revenues		\$ 241,720.91	\$ 241,720.91
9300, Federal Revenues			
9308 PLT - Entitlement Lands 6902	90.00%	\$ 68,899.05	\$ 68,899.05
9311 Flood Control	90.00%	\$ 17,935.45	\$ 17,935.45
9317 CARES Act	0.00%	\$ -	\$ -
Total for Federal Revenues		\$ 86,834.50	\$ 86,834.50
9400, Miscellaneous Revenues			
9402 Health Insurance Reimbursements	0.00%	\$ -	\$ -
9407 Reimbursements of Expenditures	0.00%	\$ -	\$ -
9408 Rents/Lease of Public Property	0.00%	\$ -	\$ -
9411 Sale of County Owned Assets	0.00%	\$ -	\$ -
9414 Administrative Fee	0.00%	\$ -	\$ -
9415 Miscellaneous	0.00%	\$ -	\$ -
Total for Miscellaneous Revenues		\$ -	\$ -
TOTAL REVENUES FOR THE COUNTY GENERAL FUND			
Total Unrestricted Revenue	85.01%	\$ 1,734,664.47	\$ 1,734,664.47
9216 OTC - Sales Tax	0.00%	\$ -	\$ -
Restricted - Sales Tax Interest	90.00%	\$ -	\$ -
Total Miscellaneous County General		\$ 1,734,664.47	\$ 1,734,664.47
Ad Valorem Tax		\$ 6,477,183.62	\$ 6,477,183.62
Grand Total of All Revenues		\$ 8,211,848.09	\$ 8,211,848.09
Surplus Cash from Schedule 3		\$ 2,124,951.56	\$ 2,124,951.56
Total Budget for General Fund		\$ 10,336,799.65	\$ 10,336,799.65

This page intentionally left blank

COUNTY GENERAL COVERING THE PERIOD 7/1/2020 TO 6/30/2021
ESTIMATE OF NEEDS FOR 2021-2022

EXHIBIT A

Schedule 5: County General Fund Balance Sheet of Current and All Prior Years		
CURRENT AND ALL PRIOR YEARS	2020-21	PRE-2020
Cash Balance Reported to Excise Board June 30, 2020	\$ -	\$ 2,281,527.30
Opening Balance from Prior Year	\$ 1,924,044.87	\$ 1,924,044.87
Cash Fund Balance Transferred Out	\$ 1,933,531.70	\$ -
Cash Fund Balance Transferred In	\$ 1,932,461.98	\$ -
Adjusted Cash Balance	\$ 1,922,975.15	\$ 357,482.43
Ad Valorem Tax Apportioned	\$ 6,419,151.34	\$ -
Miscellaneous Revenue (Schedule 4)	\$ 2,040,513.45	\$ -
Cash Fund Balance Forward From Preceding Year	\$ 87,734.32	\$ -
Prior Expenditures Recovered	\$ -	\$ -
TOTAL RECEIPTS	\$ 8,547,399.11	\$ -
TOTAL RECEIPTS AND BALANCE	\$ 10,470,374.26	\$ 357,482.43
Warrants of Year in Caption	\$ 7,858,571.93	\$ 269,748.11
Interest Paid Thereon	\$ -	\$ -
TOTAL DISBURSEMENTS	\$ 7,858,571.93	\$ 269,748.11
CASH BALANCE AND INVESTMENTS JUNE 30, 2021	\$ 2,611,802.33	\$ 87,734.32
Reserve for Warrants Outstanding	\$ 220,131.01	\$ -
Reserve for Interest on Warrants	\$ -	\$ -
Reserves From Schedule 8	\$ 266,719.76	\$ -
TOTAL LIABILITIES AND RESERVE	\$ 486,850.77	\$ -
DEFICIT:	\$ -	\$ -
CASH BALANCE FORWARD TO NEXT YEAR	\$ 2,124,951.56	\$ 87,734.32

Schedule 6: County General Fund Warrant Account of Current and All Prior Years			
CURRENT AND ALL PRIOR YEARS	2020-21	PRE-2020	Total
Warrants Outstanding June 30 of Year in Caption	\$ -	\$ 208,778.39	\$ 208,778.39
Warrants Registered During Year	\$ 8,078,702.94	\$ 61,856.33	\$ 8,140,559.27
TOTAL	\$ 8,078,702.94	\$ 270,634.72	\$ 8,349,337.66
Warrants Paid During Year	\$ 7,858,571.93	\$ 269,748.11	\$ 8,128,320.04
Warrants Converted to Bonds or Judgments	\$ -	\$ -	\$ -
Warrants Cancelled	\$ -	\$ -	\$ -
Warrants Estopped by Statute	\$ -	\$ 886.61	\$ 886.61
TOTAL WARRANTS RETIRED	\$ 7,858,571.93	\$ 270,634.72	\$ 8,129,206.65
TOTAL WARRANTS OUTSTANDING JUNE 30, 2021	\$ 220,131.01	\$ -	\$ 220,131.01

Schedule 7: 2020 Ad Valorem Tax Account		
2020 Net Valuation Cert. To County Excise Board	10.310 Mills	Amount
Total Proceeds of Levy as Certified		\$ 6,618,307.35
Additions:		\$ -
Deductions:		\$ -
Gross Balance Tax		\$ 6,618,307.35
Less Reserve for Delinquent Tax	Prior Year Percent for Delinquency 10%	\$ 601,664.30
Reserve for Protest Pending		\$ -
Balance Available Tax		\$ 6,016,643.05
Deduct 2020 Tax Apportioned		\$ 6,218,844.08
Net Balance 2020 Tax in Process of Collection		\$ -
Excess Collections		\$ 202,201.03

Schedule 9: County General Fund Summary of Expenses				
Total for Expenses	Net Appropriations July 1, 2021	Warrants Issued	Reserves	Approved by County Excise Board
1100 Total Salaries	\$ 5,308,295.30	\$ 5,166,273.73	\$ -	\$ 5,640,112.54
1200 Fringe Benefits	\$ 2,301,169.85	\$ 2,083,582.68	\$ 39.96	\$ 2,563,950.41
1300 Travel Related	\$ 88,950.00	\$ 67,634.70	\$ 3,582.00	\$ 98,377.53
2000 Total Maintenance & Operations	\$ 1,049,914.48	\$ 731,719.40	\$ 253,674.56	\$ 976,249.22
4100 Total Machinery & Equipment, Capital Outlay	\$ 973,068.50	\$ 29,492.43	\$ 9,423.24	\$ 1,058,109.95

COUNTY GENERAL COVERING THE PERIOD 7/1/2020 TO 6/30/2021
ESTIMATE OF NEEDS FOR 2021-2022

EXHIBIT A

Schedule 8: Report Of Prior Year's Expenditures				
DEPARTMENTS OF GOVERNMENT APPROPRIATED ACCOUNTS	FISCAL YEAR ENDING JUNE 30, 2020			FY ENDING JUNE, 30 2021
	Reserves 6-30-2020	Warrants Since Issued	Balance Lapsed Appropriations	Original Appropriations
Dept: 0400, Sheriff				
1110 Full time salaries	\$ -	\$ -	\$ -	\$ 2,639,290.43
2005 Maintenance & Operation	\$ 5,580.00	\$ 319.95	\$ 5,260.05	\$ -
4110 Capital Outlay	\$ -	\$ -	\$ -	\$ -
Total for Sheriff	\$ 5,580.00	\$ 319.95	\$ 5,260.05	\$ 2,639,290.43
Dept: 0600, Treasurer				
1110 Full time salaries	\$ -	\$ -	\$ -	\$ 212,729.10
1130 Part Time salaries	\$ -	\$ -	\$ -	\$ 1.00
1310 Travel	\$ -	\$ -	\$ -	\$ 6,500.00
2005 Maintenance & Operation	\$ -	\$ -	\$ -	\$ 1.00
4110 Capital Outlay	\$ -	\$ -	\$ -	\$ 1.00
Total for Treasurer	\$ -	\$ -	\$ -	\$ 219,232.10
Dept: 0800, Commissioners				
1110 Full time salaries	\$ -	\$ -	\$ -	\$ 196,325.00
1310 Travel	\$ 341.00	\$ -	\$ 341.00	\$ 25,200.00
Total for Commissioners	\$ 341.00	\$ -	\$ 341.00	\$ 221,525.00
Dept: 0900, OSU Extension				
1110 Full time salaries	\$ -	\$ -	\$ -	\$ 84,456.00
1310 Travel	\$ 1,250.00	\$ 10.70	\$ 1,239.30	\$ 11,000.00
2005 Maintenance & Operation	\$ 127.50	\$ 120.08	\$ 7.42	\$ 17,482.00
4110 Capital Outlay	\$ -	\$ -	\$ -	\$ 1.00
Total for OSU Extension	\$ 1,377.50	\$ 130.78	\$ 1,246.72	\$ 112,939.00
Dept: 1000, County Clerk				
1110 Full time salaries	\$ -	\$ -	\$ -	\$ 450,000.00
1310 Travel	\$ 887.22	\$ 130.00	\$ 757.22	\$ 12,000.00
2005 Maintenance & Operation	\$ 7,072.90	\$ 1,253.49	\$ 5,819.41	\$ 40,000.00
4110 Capital Outlay	\$ 933.85	\$ 933.85	\$ -	\$ 3,000.00
Total for County Clerk	\$ 8,893.97	\$ 2,317.34	\$ 6,576.63	\$ 505,000.00
Dept: 1400, Court Clerk				
1110 Full time salaries	\$ -	\$ -	\$ -	\$ 229,204.72
1310 Travel	\$ -	\$ -	\$ -	\$ 10,000.00
2005 Maintenance & Operation	\$ 1,275.00	\$ 1,277.97	\$ (2.97)	\$ 20,000.00
Total for Court Clerk	\$ 1,275.00	\$ 1,277.97	\$ (2.97)	\$ 259,204.72
Dept: 1600, Assessor				
1110 Full time salaries	\$ -	\$ -	\$ -	\$ 237,320.00
1310 Travel	\$ -	\$ -	\$ -	\$ 14,000.00
2005 Maintenance & Operation	\$ 6,130.00	\$ 8,196.28	\$ (2,066.28)	\$ 20,000.00
4110 Capital Outlay	\$ -	\$ -	\$ -	\$ 4,000.00
Total for Assessor	\$ 6,130.00	\$ 8,196.28	\$ (2,066.28)	\$ 275,320.00
Dept: 1700, Visual Inspection				
1110 Full time salaries	\$ -	\$ -	\$ -	\$ 405,953.00
1221 OPERS - County portion	\$ -	\$ -	\$ -	\$ 135,000.00
1310 Travel	\$ 650.00	\$ 149.94	\$ 500.06	\$ 17,000.00
2005 Maintenance & Operation	\$ 15,724.00	\$ 16,264.57	\$ (540.57)	\$ 102,000.00
2020 Professional Services	\$ -	\$ -	\$ -	\$ 85,500.00
4110 Capital Outlay	\$ 14,500.00	\$ 13,549.25	\$ 950.75	\$ 35,000.00
Total for Visual Inspection	\$ 30,874.00	\$ 29,963.76	\$ 910.24	\$ 780,453.00

COUNTY GENERAL COVERING THE PERIOD 7/1/2020 TO 6/30/2021
ESTIMATE OF NEEDS FOR 2021-2022

EXHIBIT A

Schedule 8: Report Of Prior Year's Expenditures						
FISCAL YEAR ENDING JUNE 30, 2021					FISCAL YEAR 2021-2022	
Supplemental Adjustments	Net Amount of Appropriations	Warrants Issued	Reserves	Lapsed Balance Known to be Unencumbered	Needs as Estimated by Governing Board	Approved by County Excise Board
Dept: 0400, Sheriff						
\$ (11,591.45)	\$ 2,627,698.98	\$ 2,625,530.58	\$ -	\$ 2,168.40	\$ 3,750,980.00	\$ 2,934,186.40
\$ 22,780.40	\$ 22,780.40	\$ 22,780.40	\$ -	\$ -	\$ 875,000.00	\$ -
\$ -	\$ -	\$ -	\$ -	\$ -	\$ 235,000.00	\$ -
\$ 11,188.95	\$ 2,650,479.38	\$ 2,648,310.98	\$ -	\$ 2,168.40	\$ 4,860,980.00	\$ 2,934,186.40
Dept: 0600, Treasurer						
\$ 783.36	\$ 213,512.46	\$ 210,859.06	\$ -	\$ 2,653.40	\$ 212,729.00	\$ 212,729.00
\$ -	\$ 1.00	\$ -	\$ -	\$ 1.00	\$ 1.00	\$ 1.00
\$ -	\$ 6,500.00	\$ 6,459.00	\$ -	\$ 41.00	\$ 6,500.00	\$ 6,500.00
\$ -	\$ 1.00	\$ -	\$ -	\$ 1.00	\$ 1.00	\$ 1.00
\$ -	\$ 1.00	\$ -	\$ -	\$ 1.00	\$ 1.00	\$ 1.00
\$ 783.36	\$ 220,015.46	\$ 217,318.06	\$ -	\$ 2,697.40	\$ 219,232.00	\$ 219,232.00
Dept: 0800, Commissioners						
\$ 587.52	\$ 196,912.52	\$ 195,736.08	\$ -	\$ 1,176.44	\$ 196,325.00	\$ 196,325.00
\$ 2,000.00	\$ 27,200.00	\$ 27,127.80	\$ -	\$ 72.20	\$ 36,000.00	\$ 36,000.00
\$ 2,587.52	\$ 224,112.52	\$ 222,863.88	\$ -	\$ 1,248.64	\$ 232,325.00	\$ 232,325.00
Dept: 0900, OSU Extension						
\$ -	\$ 84,456.00	\$ 84,386.26	\$ -	\$ 69.74	\$ 84,456.00	\$ 7,053.20
\$ -	\$ 11,000.00	\$ 2,094.57	\$ 2,100.00	\$ 6,805.43	\$ 11,000.00	\$ 277.53
\$ -	\$ 17,482.00	\$ 14,472.70	\$ 1,624.64	\$ 1,384.66	\$ 17,482.00	\$ 3,338.52
\$ -	\$ 1.00	\$ -	\$ -	\$ 1.00	\$ 1.00	\$ -
\$ -	\$ 112,939.00	\$ 100,953.53	\$ 3,724.64	\$ 8,260.83	\$ 112,939.00	\$ 10,669.25
Dept: 1000, County Clerk						
\$ 12,450.08	\$ 462,450.08	\$ 460,346.69	\$ -	\$ 2,103.39	\$ 500,000.00	\$ 500,000.00
\$ (3,000.00)	\$ 9,000.00	\$ 8,232.66	\$ 537.00	\$ 230.34	\$ 12,000.00	\$ 12,000.00
\$ (938.07)	\$ 39,061.93	\$ 36,602.20	\$ 2,455.55	\$ 4.18	\$ 93,000.00	\$ 40,000.00
\$ (3,000.00)	\$ -	\$ -	\$ -	\$ -	\$ 30,000.00	\$ 3,000.00
\$ 5,512.01	\$ 510,512.01	\$ 505,181.55	\$ 2,992.55	\$ 2,337.91	\$ 635,000.00	\$ 555,000.00
Dept: 1400, Court Clerk						
\$ 456.96	\$ 229,661.68	\$ 205,393.02	\$ -	\$ 24,268.66	\$ 229,213.51	\$ 229,213.51
\$ -	\$ 10,000.00	\$ 7,273.07	\$ 110.00	\$ 2,616.93	\$ 10,000.00	\$ 10,000.00
\$ 2,200.00	\$ 22,200.00	\$ 15,464.77	\$ 6,637.42	\$ 97.81	\$ 26,000.00	\$ 28,000.00
\$ 2,656.96	\$ 261,861.68	\$ 228,130.86	\$ 6,747.42	\$ 26,983.40	\$ 265,213.51	\$ 267,213.51
Dept: 1600, Assessor						
\$ 570.18	\$ 237,890.18	\$ 218,385.52	\$ -	\$ 19,504.66	\$ 247,890.18	\$ 247,890.18
\$ -	\$ 14,000.00	\$ 9,853.25	\$ 185.00	\$ 3,961.75	\$ 14,000.00	\$ 14,000.00
\$ -	\$ 20,000.00	\$ 14,136.91	\$ 5,321.93	\$ 541.16	\$ 20,000.00	\$ 20,000.00
\$ -	\$ 4,000.00	\$ 1,715.45	\$ -	\$ 2,284.55	\$ 10,000.00	\$ 6,000.00
\$ 570.18	\$ 275,890.18	\$ 244,091.13	\$ 5,506.93	\$ 26,292.12	\$ 291,890.18	\$ 287,890.18
Dept: 1700, Visual Inspection						
\$ 1,652.40	\$ 407,605.40	\$ 350,255.87	\$ -	\$ 57,349.53	\$ 421,192.25	\$ 421,192.25
\$ -	\$ 135,000.00	\$ 107,196.12	\$ -	\$ 27,803.88	\$ 145,000.00	\$ 145,000.00
\$ (8,000.00)	\$ 9,000.00	\$ 4,889.46	\$ 550.00	\$ 3,560.54	\$ 17,000.00	\$ 17,000.00
\$ 13,785.00	\$ 115,785.00	\$ 85,748.18	\$ 29,093.82	\$ 943.00	\$ 105,000.00	\$ 105,000.00
\$ (5,785.00)	\$ 79,715.00	\$ 45,500.45	\$ 13,125.00	\$ 21,089.55	\$ 85,500.00	\$ 85,500.00
\$ -	\$ 35,000.00	\$ 20,674.83	\$ 9,423.24	\$ 4,901.93	\$ 35,000.00	\$ 35,000.00
\$ 1,652.40	\$ 782,105.40	\$ 614,264.91	\$ 52,192.06	\$ 115,648.43	\$ 808,692.25	\$ 808,692.25

COUNTY GENERAL COVERING THE PERIOD 7/1/2020 TO 6/30/2021
ESTIMATE OF NEEDS FOR 2021-2022

EXHIBIT A

Schedule 8: Report Of Prior Year's Expenditures				
DEPARTMENTS OF GOVERNMENT APPROPRIATED ACCOUNTS	FISCAL YEAR ENDING JUNE 30, 2020			FY ENDING JUNE, 30 2021
	Reserves 6-30-2020	Warrants Since Issued	Balance Lapsed Appropriations	Original Appropriations
Dept: 2000, General Government				
1110 Full time salaries	\$ -	\$ -	\$ -	\$ 151,140.00
2005 Maintenance & Operation	\$ 41,043.90	\$ 12,599.89	\$ 28,444.01	\$ 480,000.00
2040 Rentals & Leases	\$ -	\$ -	\$ -	\$ -
4110 Capital Outlay	\$ -	\$ -	\$ -	\$ 1,007,208.94
Total for General Government	\$ 41,043.90	\$ 12,599.89	\$ 28,444.01	\$ 1,638,348.94
Dept: 2100, Excise Equalization				
1130 Part Time salaries	\$ 110.00	\$ -	\$ 110.00	\$ 7,000.00
2005 Maintenance & Operation	\$ 195.00	\$ -	\$ 195.00	\$ 200.00
Total for Excise Equalization	\$ 305.00	\$ -	\$ 305.00	\$ 7,200.00
Dept: 2200, Election Board				
1110 Full time salaries	\$ -	\$ -	\$ -	\$ 142,121.00
1130 Part Time salaries	\$ -	\$ -	\$ -	\$ 10,210.00
1310 Travel	\$ 1,175.00	\$ 893.57	\$ 281.43	\$ 2,000.00
2005 Maintenance & Operation	\$ 6,087.35	\$ 4,659.93	\$ 1,427.42	\$ 28,251.00
4110 Capital Outlay	\$ -	\$ -	\$ -	\$ 1,500.00
Total for Election Board	\$ 7,262.35	\$ 5,553.50	\$ 1,708.85	\$ 184,082.00
Dept: 2300, Insurance-Benefits				
1210 FICA	\$ -	\$ -	\$ -	\$ 9,000.00
1221 OPERS - County portion	\$ -	\$ -	\$ -	\$ 966,016.91
1222 Health Insurance	\$ 155.00	\$ 300.00	\$ (145.00)	\$ 1,000,000.00
1233 Unemployment Compensation	\$ -	\$ -	\$ -	\$ 42,000.00
Total for Insurance-Benefits	\$ 155.00	\$ 300.00	\$ (145.00)	\$ 2,017,016.91
Dept: 2400, County Purchasing				
1110 Full time salaries	\$ -	\$ -	\$ -	\$ 46,550.00
1310 Travel	\$ 7.96	\$ -	\$ 7.96	\$ 850.00
2005 Maintenance & Operation	\$ 532.61	\$ 532.61	\$ -	\$ 4,000.00
Total for County Purchasing	\$ 540.57	\$ 532.61	\$ 7.96	\$ 51,400.00
Dept: 2700, Emergency Management				
1110 Full time salaries	\$ -	\$ -	\$ -	\$ 134,500.00
2005 Maintenance & Operation	\$ -	\$ -	\$ -	\$ -
Total for Emergency Management	\$ -	\$ -	\$ -	\$ 134,500.00
Dept: 2800, Charity				
2005 Maintenance & Operation	\$ -	\$ -	\$ -	\$ 1,500.00
Total for Charity	\$ -	\$ -	\$ -	\$ 1,500.00
Dept: 3200, Planning Commission				
2005 Maintenance & Operation	\$ -	\$ -	\$ -	\$ 50,000.00
Total for Planning Commission	\$ -	\$ -	\$ -	\$ 50,000.00
Dept: 3500, Courthouse Security				
1110 Full time salaries	\$ -	\$ -	\$ -	\$ 166,000.00
Total for Courthouse Security	\$ -	\$ -	\$ -	\$ 166,000.00
Dept: 3600, E-911				
1110 Full time salaries	\$ 500.00	\$ -	\$ 500.00	\$ 200,000.00
1130 Part Time salaries	\$ -	\$ -	\$ -	\$ -
2040 Rentals & Leases	\$ -	\$ -	\$ -	\$ -
Total for E-911	\$ 500.00	\$ -	\$ 500.00	\$ 200,000.00
Dept: 4500, County Audit Budget				
2020 Professional Services	\$ 44,428.75	\$ 664.25	\$ 43,764.50	\$ 107,690.37
Total for County Audit Budget	\$ 44,428.75	\$ 664.25	\$ 43,764.50	\$ 107,690.37

COUNTY GENERAL COVERING THE PERIOD 7/1/2020 TO 6/30/2021
ESTIMATE OF NEEDS FOR 2021-2022

EXHIBIT A

Schedule 8: Report Of Prior Year's Expenditures						
FISCAL YEAR ENDING JUNE 30, 2021					FISCAL YEAR 2021-2022	
Supplemental Adjustments	Net Amount of Appropriations	Warrants Issued	Reserves	Lapsed Balance Known to be Unencumbered	Needs as Estimated by Governing Board	Approved by County Excise Board
Dept: 2000, General Government						
\$ 979.20	\$ 152,119.20	\$ 151,935.80	\$ -	\$ 183.40	\$ 157,640.00	\$ 157,640.00
\$ 12,004.75	\$ 492,004.75	\$ 427,455.98	\$ 64,028.43	\$ 520.34	\$ 480,000.00	\$ 500,000.00
\$ 300.00	\$ 300.00	\$ -	\$ 150.00	\$ 150.00	\$ -	\$ -
\$ (73,392.44)	\$ 933,816.50	\$ 6,892.15	\$ -	\$ 926,924.35	\$ 1,000,000.00	\$ 1,012,608.95
\$ (60,108.49)	\$ 1,578,240.45	\$ 586,283.93	\$ 64,178.43	\$ 927,778.09	\$ 1,637,640.00	\$ 1,670,248.95
Dept: 2100, Excise Equalization						
\$ -	\$ 7,000.00	\$ 5,535.75	\$ -	\$ 1,464.25	\$ 7,000.00	\$ 7,000.00
\$ -	\$ 200.00	\$ 195.00	\$ -	\$ 5.00	\$ 200.00	\$ 200.00
\$ -	\$ 7,200.00	\$ 5,730.75	\$ -	\$ 1,469.25	\$ 7,200.00	\$ 7,200.00
Dept: 2200, Election Board						
\$ (8,398.08)	\$ 133,722.92	\$ 133,578.29	\$ -	\$ 144.63	\$ 142,109.00	\$ 142,109.00
\$ 894.76	\$ 11,104.76	\$ 11,037.35	\$ -	\$ 67.41	\$ 3,373.00	\$ 3,373.00
\$ -	\$ 2,000.00	\$ 1,588.56	\$ -	\$ 411.44	\$ 2,000.00	\$ 2,000.00
\$ 17,943.03	\$ 46,194.03	\$ 40,514.99	\$ 5,647.99	\$ 31.05	\$ 35,100.00	\$ 35,100.00
\$ (1,250.00)	\$ 250.00	\$ 210.00	\$ -	\$ 40.00	\$ 1,500.00	\$ 1,500.00
\$ 9,189.71	\$ 193,271.71	\$ 186,929.19	\$ 5,647.99	\$ 694.53	\$ 184,082.00	\$ 184,082.00
Dept: 2300, Insurance-Benefits						
\$ -	\$ 9,000.00	\$ 7,000.00	\$ -	\$ 2,000.00	\$ 9,000.00	\$ 9,000.00
\$ -	\$ 966,016.91	\$ 828,924.92	\$ -	\$ 137,091.99	\$ 1,214,008.77	\$ 1,055,624.44
\$ 149,152.94	\$ 1,149,152.94	\$ 1,099,633.81	\$ 39.96	\$ 49,479.17	\$ 1,312,325.97	\$ 1,312,325.97
\$ -	\$ 42,000.00	\$ 40,827.83	\$ -	\$ 1,172.17	\$ 42,000.00	\$ 42,000.00
\$ 149,152.94	\$ 2,166,169.85	\$ 1,976,386.56	\$ 39.96	\$ 189,743.33	\$ 2,577,334.74	\$ 2,418,950.41
Dept: 2400, County Purchasing						
\$ 1,195.84	\$ 47,745.84	\$ 47,660.40	\$ -	\$ 85.44	\$ 50,000.00	\$ 50,000.00
\$ (600.00)	\$ 250.00	\$ 116.33	\$ 100.00	\$ 33.67	\$ 600.00	\$ 600.00
\$ (3,500.00)	\$ 500.00	\$ 111.50	\$ 61.77	\$ 326.73	\$ 4,000.00	\$ 4,000.00
\$ (2,904.16)	\$ 48,495.84	\$ 47,888.23	\$ 161.77	\$ 445.84	\$ 54,600.00	\$ 54,600.00
Dept: 2700, Emergency Management						
\$ (33,608.32)	\$ 100,891.68	\$ 97,562.39	\$ -	\$ 3,329.29	\$ 139,000.00	\$ 139,000.00
\$ 34,000.00	\$ 34,000.00	\$ 11,977.44	\$ 21,936.89	\$ 85.67	\$ -	\$ -
\$ 391.68	\$ 134,891.68	\$ 109,539.83	\$ 21,936.89	\$ 3,414.96	\$ 139,000.00	\$ 139,000.00
Dept: 2800, Charity						
\$ -	\$ 1,500.00	\$ 250.00	\$ -	\$ 1,250.00	\$ 1,500.00	\$ 1,500.00
\$ -	\$ 1,500.00	\$ 250.00	\$ -	\$ 1,250.00	\$ 1,500.00	\$ 1,500.00
Dept: 3200, Planning Commission						
\$ -	\$ 50,000.00	\$ 12,498.00	\$ 37,502.00	\$ -	\$ -	\$ -
\$ -	\$ 50,000.00	\$ 12,498.00	\$ 37,502.00	\$ -	\$ -	\$ -
Dept: 3500, Courthouse Security						
\$ 477.36	\$ 166,477.36	\$ 141,672.27	\$ -	\$ 24,805.09	\$ 180,000.00	\$ 166,000.00
\$ 477.36	\$ 166,477.36	\$ 141,672.27	\$ -	\$ 24,805.09	\$ 180,000.00	\$ 166,000.00
Dept: 3600, E-911						
\$ 587.52	\$ 200,587.52	\$ 200,308.52	\$ -	\$ 279.00	\$ 529,000.00	\$ 200,000.00
\$ -	\$ -	\$ -	\$ -	\$ -	\$ 13,440.00	\$ -
\$ -	\$ -	\$ -	\$ -	\$ -	\$ 39,300.00	\$ -
\$ 587.52	\$ 200,587.52	\$ 200,308.52	\$ -	\$ 279.00	\$ 581,740.00	\$ 200,000.00
Dept: 4500, County Audit Budget						
\$ -	\$ 107,690.37	\$ 3,910.88	\$ 66,089.12	\$ 37,690.37	\$ 153,609.70	\$ 153,609.70
\$ -	\$ 107,690.37	\$ 3,910.88	\$ 66,089.12	\$ 37,690.37	\$ 153,609.70	\$ 153,609.70

COUNTY GENERAL COVERING THE PERIOD 7/1/2020 TO 6/30/2021
ESTIMATE OF NEEDS FOR 2021-2022

EXHIBIT A

Schedule 8: Report Of Prior Year's Expenditures				
DEPARTMENTS OF GOVERNMENT APPROPRIATED ACCOUNTS	FISCAL YEAR ENDING JUNE 30, 2020			FY ENDING JUNE, 30 2021
	Reserves 6-30-2020	Warrants Since Issued	Balance Lapsed Appropriations	Original Appropriations
Dept: 6300, Flood Plain				
1110 Full time salaries	\$ -	\$ -	\$ -	\$ 25,000.00
2005 Maintenance & Operation	\$ -	\$ -	\$ -	\$ 500.00
Total for Flood Plain	\$ -	\$ -	\$ -	\$ 25,500.00
COUNTY GENERAL FUND ACCOUNT				
Sub-Total of Expenditures	\$ 148,707.04	\$ 61,856.33	\$ 86,850.71	\$ 9,596,202.47
SUBJECT TO WARRANT ISSUE				
Total Provision for Interest on Warrants	\$ -	\$ -	\$ -	\$ -
TOTAL UNRESTRICTED EXPENSES FOR THE COUNTY GENERAL FUND				
	\$ 148,707.04	\$ 61,856.33	\$ 86,850.71	\$ 9,596,202.47

COUNTY GENERAL COVERING THE PERIOD 7/1/2020 TO 6/30/2021
ESTIMATE OF NEEDS FOR 2021-2022

EXHIBIT A

Schedule 8: Report Of Prior Year's Expenditures							
FISCAL YEAR ENDING JUNE 30, 2021					FISCAL YEAR 2021-2022		
Supplemental Adjustments	Net Amount of Appropriations	Warrants Issued	Reserves	Lapsed Balance Known to be Unencumbered	Needs as Estimated by Governing Board	Approved by County Excise Board	
Dept: 6300, Flood Plain							
\$ 3,457.72	\$ 28,457.72	\$ 26,089.88	\$ -	\$ 2,367.84	\$ 26,400.00	\$ 26,400.00	
\$ -	\$ 500.00	\$ 100.00	\$ -	\$ 400.00	\$ -	\$ -	
\$ 3,457.72	\$ 28,957.72	\$ 26,189.88	\$ -	\$ 2,767.84	\$ 26,400.00	\$ 26,400.00	
COUNTY GENERAL FUND ACCOUNT							
\$ 125,195.66	\$ 9,721,398.13	\$ 8,078,702.94	\$ 266,719.76	\$ 1,375,975.43	\$ 12,969,378.38	\$ 10,336,799.65	
SUBJECT TO WARRANT ISSUE							
\$ -	\$ -	\$ -	\$ -	\$ -	\$ -	\$ -	
TOTAL UNRESTRICTED EXPENSES FOR THE COUNTY GENERAL FUND							
\$ 125,195.66	\$ 9,721,398.13	\$ 8,078,702.94	\$ 266,719.76	\$ 1,375,975.43	\$ 12,969,378.38	\$ 10,336,799.65	

ESTIMATE OF NEEDS FOR THE 2021-2022 FISCAL YEAR		
PURPOSE:	Estimate of Needs by Governing Board	Approved by County Excise Board
Total of Unrestricted Expenses for the County General, Schedule 8	\$ 12,899,626.56	\$ 10,267,047.83
Total of Restricted Sales Tax Expenses for the County General, Schedule 8A	\$ -	\$ -
Pro rata share of County Assessor's Budget as determined by County Excise Board	\$ 69,751.82	\$ 69,751.82
GRAND TOTAL - County General Fund	\$ 12,969,378.38	\$ 10,336,799.65

This page intentionally left blank

COUNTY HIGHWAY UNRESTRICTED COVERING THE PERIOD 7/1/2020 TO 6/30/2021
ESTIMATE OF NEEDS FOR 2021-2022

EXHIBIT D

Schedule 1, Current Balance Sheet - June 30, 2021		Amount
ASSETS:		
Cash Balance June 30, 2021		\$ 3,356,194.33
Investments		\$ -
TOTAL ASSETS		\$ 3,356,194.33
LIABILITIES AND RESERVES:		
Warrants Outstanding		\$ 64,762.64
Reserve for Interest on Warrants		\$ -
Reserves From Schedule 8		\$ 313,872.07
TOTAL LIABILITIES AND RESERVES		\$ 378,634.71
CASH FUND BALANCE JUNE 30, 2021		\$ 2,977,559.62
TOTAL LIABILITIES, RESERVES AND CASH FUND BALANCE		\$ 3,356,194.33

Schedule 2, Revenue and Requirements for 2020-2021		
	Detail	Total
REVENUE:		
Adjusted Cash Balance June 30, 2020	\$ 2,753,895.71	
Cash Fund Balance Transferred From Prior Years	\$ 18,567.18	
Miscellaneous Revenue Apportioned	\$ 3,165,233.65	
TOTAL REVENUE		\$ 5,937,696.54
REQUIREMENTS:		
Claims Paid by Warrants Issued	\$ 2,646,264.85	
Reserves From Schedule 8	\$ 313,872.07	
Interest Paid on Warrants	\$ -	
Reserve for Interest on Warrants	\$ -	
TOTAL REQUIREMENTS		\$ 2,960,136.92
ADD: CASH FUND BALANCE AS PER BALANCE SHEET JUNE 30, 2021		\$ 2,977,559.62
TOTAL REQUIREMENTS AND CASH FUND BALANCE		\$ 5,937,696.54

COUNTY HIGHWAY UNRESTRICTED COVERING THE PERIOD 7/1/2020 TO 6/30/2021
ESTIMATE OF NEEDS FOR 2021-2022

EXHIBIT D

Schedule 4: Revenue		2019-2020 Account		2020-2021 Account	
SOURCE		Actually Collected	Amount Estimated	Actually Collected	Over (Under)
9200, State Revenues					
9210 OTC - Diesel	\$	-	\$ -	\$ 344,935.85	\$ 344,935.85
9212 OTC - Gasoline tax	\$	-	\$ -	\$ 1,034,528.36	\$ 1,034,528.36
9213 OTC - Gross Production	\$	-	\$ -	\$ 2,351.63	\$ 2,351.63
9215 OTC - Motor Vehicle	\$	-	\$ -	\$ 1,123,373.15	\$ 1,123,373.15
9218 OTC - Special	\$	-	\$ -	\$ 146.78	\$ 146.78
9241 OTC- Motor Vehicle CIRB	\$	-	\$ -	\$ 647,335.43	\$ 647,335.43
Total for State Revenues	\$	-	\$ -	\$ 3,152,671.20	\$ 3,152,671.20
9400, Miscellaneous Revenues					
9407 Reimbursements of Expenditures	\$	-	\$ -	\$ 12,434.35	\$ 12,434.35
9411 Sale of County Owned Assets	\$	-	\$ -	\$ 128.10	\$ 128.10
Total for Miscellaneous Revenues	\$	-	\$ -	\$ 12,562.45	\$ 12,562.45
TOTAL REVENUES FOR THE COUNTY HIGHWAY UNRESTRICTED FUND					
Total Unrestricted Revenue	\$	-	\$ -	\$ 3,165,233.65	\$ 3,165,233.65
9216 OTC - Sales Tax	\$	-	\$ -	\$ -	\$ -
Restricted - Sales Tax Interest	\$	-	\$ -	\$ -	\$ -
Total Miscellaneous County Highway Unrestricted	\$	-	\$ -	\$ 3,165,233.65	\$ 3,165,233.65
Grand Total of All Revenues	\$	-	\$ -	\$ 3,165,233.65	\$ 3,165,233.65

COUNTY HIGHWAY UNRESTRICTED COVERING THE PERIOD 7/1/2020 TO 6/30/2021
ESTIMATE OF NEEDS FOR 2021-2022

EXHIBIT D

Schedule 4: Revenue SOURCE	Basis & Limit of Ensuing Estimate	2021-2022 Account	
		Estimated by Governing Board	Approved by Excise Board
9200, State Revenues			
9210 OTC - Diesel	0.00%	\$ -	\$ -
9212 OTC - Gasoline tax	0.00%	\$ -	\$ -
9213 OTC - Gross Production	0.00%	\$ -	\$ -
9215 OTC - Motor Vehicle	0.00%	\$ -	\$ -
9218 OTC - Special	0.00%	\$ -	\$ -
9241 OTC- Motor Vehicle CIRB	0.00%	\$ -	\$ -
Total for State Revenues		\$ -	\$ -
9400, Miscellaneous Revenues			
9407 Reimbursements of Expenditures	0.00%	\$ -	\$ -
9411 Sale of County Owned Assets	0.00%	\$ -	\$ -
Total for Miscellaneous Revenues		\$ -	\$ -
TOTAL REVENUES FOR THE COUNTY HIGHWAY UNRESTRICTED FUND			
Total Unrestricted Revenue	0.00%	\$ -	\$ -
9216 OTC - Sales Tax	0.00%	\$ -	\$ -
Restricted - Sales Tax Interest	0.00%	\$ -	\$ -
Total Miscellaneous County Highway Unrestricted		\$ -	\$ -
Grand Total of All Revenues		\$ -	\$ -

This page intentionally left blank

COUNTY HIGHWAY UNRESTRICTED COVERING THE PERIOD 7/1/2020 TO 6/30/2021
ESTIMATE OF NEEDS FOR 2021-2022

EXHIBIT D

Schedule 5: County Highway Unrestricted Fund Balance Sheet of Current and All Prior Years		
CURRENT AND ALL PRIOR YEARS	2020-21	PRE-2020
Cash Balance Reported to Excise Board June 30, 2020	\$ -	\$ 2,772,608.56
Opening Balance from Prior Year	\$ 2,623,850.86	\$ 2,623,850.86
Cash Fund Balance Transferred Out	\$ -	\$ -
Cash Fund Balance Transferred In	\$ 130,044.85	\$ -
Adjusted Cash Balance	\$ 2,753,895.71	\$ 148,757.70
Sources of Revenue		
9100 Local Revenues	\$ -	\$ -
9200 State Revenues	\$ 3,152,671.20	\$ -
9300 Federal Revenues	\$ -	\$ -
9400 Miscellaneous Revenues	\$ 12,562.45	\$ -
9500 Special Assessments	\$ -	\$ -
All Other Revenues (Schedule 4)	\$ -	\$ -
Cash Fund Balance Forward From Preceding Year	\$ 18,567.18	\$ -
Prior Expenditures Recovered	\$ -	\$ -
TOTAL RECEIPTS	\$ 3,183,800.83	\$ -
TOTAL RECEIPTS AND BALANCE	\$ 5,937,696.54	\$ 148,757.70
Warrants of Year in Caption	\$ 2,581,502.21	\$ 130,190.52
Interest Paid Thereon	\$ -	\$ -
TOTAL DISBURSEMENTS	\$ 2,581,502.21	\$ 130,190.52
CASH BALANCE AND INVESTMENTS JUNE 30, 2021	\$ 3,356,194.33	\$ 18,567.18
Reserve for Warrants Outstanding	\$ 64,762.64	\$ -
Reserve for Interest on Warrants	\$ -	\$ -
Reserves From Schedule 8	\$ 313,872.07	\$ -
TOTAL LIABILITIES AND RESERVE	\$ 378,634.71	\$ -
DEFICIT:	\$ -	\$ -
CASH BALANCE FORWARD TO NEXT YEAR	\$ 2,977,559.62	\$ 18,567.18

Schedule 6: County Highway Unrestricted Fund Warrant Account of Current and All Prior Years			
CURRENT AND ALL PRIOR YEARS	2020-21	PRE-2020	Total
Warrants Outstanding June 30 of Year in Caption	\$ -	\$ 101,568.31	\$ 101,568.31
Warrants Registered During Year	\$ 2,646,264.85	\$ 28,626.46	\$ 2,674,891.31
TOTAL	\$ 2,646,264.85	\$ 130,194.77	\$ 2,776,459.62
Warrants Paid During Year	\$ 2,581,502.21	\$ 130,190.52	\$ 2,711,692.73
Warrants Converted to Bonds or Judgements	\$ -	\$ -	\$ -
Warrants Cancelled	\$ -	\$ -	\$ -
Warrants Estopped by Statute	\$ -	\$ 4.25	\$ 4.25
TOTAL WARRANTS RETIRED	\$ 2,581,502.21	\$ 130,194.77	\$ 2,711,696.98
TOTAL WARRANTS OUTSTANDING JUNE 30, 2021	\$ 64,762.64	\$ -	\$ 64,762.64

Schedule 9: County Highway Unrestricted Fund Summary of Expenses				
Total for Expenses	Net Appropriations July 1, 2021	Warrants Issued	Reserves	Approved by County Excise Board
1100 Total Salaries	\$ 1,872,198.27	\$ 1,803,454.64	\$ -	\$ 68,743.63
1200 Fringe Benefits	\$ -	\$ -	\$ -	\$ -
1300 Travel Related	\$ -	\$ -	\$ -	\$ -
2000 Total Maintenance & Operations	\$ 4,046,931.09	\$ 842,810.21	\$ 313,872.07	\$ 2,908,815.99
4100 Total Machinery & Equipment, Capital Outlay	\$ -	\$ -	\$ -	\$ -

COUNTY HIGHWAY UNRESTRICTED COVERING THE PERIOD 7/1/2020 TO 6/30/2021
ESTIMATE OF NEEDS FOR 2021-2022

EXHIBIT D

Schedule 8: Report Of Prior Year's Expenditures				
DEPARTMENTS OF GOVERNMENT APPROPRIATED ACCOUNTS	FISCAL YEAR ENDING JUNE 30, 2020			FY ENDING JUNE, 30 2021
	Reserves 6-30-2020	Warrants Since Issued	Balance Lapsed Appropriations	Original Appropriations
Dept: 4000, Highway Budget				
1110 Full time salaries	\$ -	\$ -	\$ -	\$ 10,330.89
Total for Highway Budget	\$ -	\$ -	\$ -	\$ 10,330.89
Dept: 4100, Highway District 1				
2005 Maintenance & Operation	\$ -	\$ -	\$ -	\$ 458,802.66
Total for Highway District 1	\$ -	\$ -	\$ -	\$ 458,802.66
Dept: 4200, Highway District 2				
2005 Maintenance & Operation	\$ 15,641.77	\$ 6,684.83	\$ 8,956.94	\$ 1,203,713.77
Total for Highway District 2	\$ 15,641.77	\$ 6,684.83	\$ 8,956.94	\$ 1,203,713.77
Dept: 4300, Highway District 3				
2005 Maintenance & Operation	\$ 31,547.62	\$ 21,941.63	\$ 9,605.99	\$ 951,003.54
Total for Highway District 3	\$ 31,547.62	\$ 21,941.63	\$ 9,605.99	\$ 951,003.54
Dept: 6510, CIRB 2021-1				
2005 Maintenance & Operation	\$ -	\$ -	\$ -	\$ -
Total for CIRB 2021-1	\$ -	\$ -	\$ -	\$ -
Dept: 6520, CIRB 2021-2				
2005 Maintenance & Operation	\$ -	\$ -	\$ -	\$ -
Total for CIRB 2021-2	\$ -	\$ -	\$ -	\$ -
Dept: 6530, CIRB 2021-3				
2005 Maintenance & Operation	\$ -	\$ -	\$ -	\$ -
Total for CIRB 2021-3	\$ -	\$ -	\$ -	\$ -
COUNTY HIGHWAY UNRESTRICTED FUND ACCOUNT				
Sub-Total of Expenditures	\$ 47,189.39	\$ 28,626.46	\$ 18,562.93	\$ 2,623,850.86
SUBJECT TO WARRANT ISSUE				
Total Provision for Interest on Warrants	\$ -	\$ -	\$ -	\$ -
TOTAL UNRESTRICTED EXPENSES FOR THE COUNTY HIGHWAY UNRESTRICTED FUND				
	\$ 47,189.39	\$ 28,626.46	\$ 18,562.93	\$ 2,623,850.86

COUNTY HIGHWAY UNRESTRICTED COVERING THE PERIOD 7/1/2020 TO 6/30/2021
ESTIMATE OF NEEDS FOR 2021-2022

EXHIBIT D

Schedule 8: Report Of Prior Year's Expenditures						
FISCAL YEAR ENDING JUNE 30, 2021					FISCAL YEAR 2021-2022	
Supplemental Adjustments	Net Amount of Appropriations	Warrants Issued	Reserves	Lapsed Balance Known to be Unencumbered	Needs as Estimated by Governing Board	Approved by County Excise Board
Dept: 4000, Highway Budget						
\$ 1,861,867.38	\$ 1,872,198.27	\$ 1,803,454.64	\$ -	\$ 68,743.63	\$ 68,743.63	\$ 68,743.63
\$ 1,861,867.38	\$ 1,872,198.27	\$ 1,803,454.64	\$ -	\$ 68,743.63	\$ 68,743.63	\$ 68,743.63
Dept: 4100, Highway District 1						
\$ (9,856.58)	\$ 448,946.08	\$ -	\$ -	\$ 448,946.08	\$ 448,946.08	\$ 448,946.08
\$ (9,856.58)	\$ 448,946.08	\$ -	\$ -	\$ 448,946.08	\$ 448,946.08	\$ 448,946.08
Dept: 4200, Highway District 2						
\$ 192,289.88	\$ 1,396,003.65	\$ 151,758.68	\$ 15,241.51	\$ 1,229,003.46	\$ 1,237,960.40	\$ 1,237,960.40
\$ 192,289.88	\$ 1,396,003.65	\$ 151,758.68	\$ 15,241.51	\$ 1,229,003.46	\$ 1,237,960.40	\$ 1,237,960.40
Dept: 4300, Highway District 3						
\$ 611,256.33	\$ 1,562,259.87	\$ 481,540.98	\$ 82,957.75	\$ 997,761.14	\$ 1,007,371.38	\$ 1,007,371.38
\$ 611,256.33	\$ 1,562,259.87	\$ 481,540.98	\$ 82,957.75	\$ 997,761.14	\$ 1,007,371.38	\$ 1,007,371.38
Dept: 6510, CIRB 2021-1						
\$ 143,401.66	\$ 143,401.66	\$ 129,065.98	\$ 9,875.00	\$ 4,460.68	\$ 4,460.68	\$ 4,460.68
\$ 143,401.66	\$ 143,401.66	\$ 129,065.98	\$ 9,875.00	\$ 4,460.68	\$ 4,460.68	\$ 4,460.68
Dept: 6520, CIRB 2021-2						
\$ 233,218.60	\$ 233,218.60	\$ 23,362.50	\$ -	\$ 209,856.10	\$ 209,856.10	\$ 209,856.10
\$ 233,218.60	\$ 233,218.60	\$ 23,362.50	\$ -	\$ 209,856.10	\$ 209,856.10	\$ 209,856.10
Dept: 6530, CIRB 2021-3						
\$ 263,101.23	\$ 263,101.23	\$ 57,082.07	\$ 205,797.81	\$ 221.35	\$ 221.35	\$ 221.35
\$ 263,101.23	\$ 263,101.23	\$ 57,082.07	\$ 205,797.81	\$ 221.35	\$ 221.35	\$ 221.35
COUNTY HIGHWAY UNRESTRICTED FUND ACCOUNT						
\$ 3,295,278.50	\$ 5,919,129.36	\$ 2,646,264.85	\$ 313,872.07	\$ 2,958,992.44	\$ 2,977,559.62	\$ 2,977,559.62
SUBJECT TO WARRANT ISSUE						
\$ -	\$ -	\$ -	\$ -	\$ -	\$ -	\$ -
TOTAL UNRESTRICTED EXPENSES FOR THE COUNTY HIGHWAY UNRESTRICTED FUND						
\$ 3,295,278.50	\$ 5,919,129.36	\$ 2,646,264.85	\$ 313,872.07	\$ 2,958,992.44	\$ 2,977,559.62	\$ 2,977,559.62

ESTIMATE OF NEEDS FOR THE 2021-2022 FISCAL YEAR		Estimate of Needs by Governing Board	Approved by County Excise Board
PURPOSE:			
Total of Unrestricted Expenses for the County Highway Unrestricted, Schedule 8		\$ 2,977,559.62	\$ 2,977,559.62
Total of Restricted Sales Tax Expenses for the County Highway Unrestricted, Schedule 8A		\$ -	\$ -
GRAND TOTAL - County Highway Unrestricted Fund		\$ 2,977,559.62	\$ 2,977,559.62

This page intentionally left blank

HEALTH COVERING THE PERIOD 7/1/2020 TO 6/30/2021
ESTIMATE OF NEEDS FOR 2021-2022

EXHIBIT E

Schedule 1, Current Balance Sheet - June 30, 2021		Amount
ASSETS:		
Cash Balance June 30, 2021		\$ 4,446,380.26
Investments		\$ -
TOTAL ASSETS		\$ 4,446,380.26
LIABILITIES AND RESERVES:		
Warrants Outstanding		\$ 216,386.85
Reserve for Interest on Warrants		\$ -
Reserves From Schedule 8		\$ 2,012,356.11
TOTAL LIABILITIES AND RESERVES		\$ 2,228,742.96
CASH FUND BALANCE JUNE 30, 2021		\$ 2,217,637.30
TOTAL LIABILITIES, RESERVES AND CASH FUND BALANCE		\$ 4,446,380.26

Schedule 2, Revenue and Requirements for 2020-2021		
	Detail	Total
REVENUE:		
Adjusted Cash Balance June 30, 2020	\$ 4,052,941.42	
Cash Fund Balance Transferred From Prior Years	\$ 111,394.45	
All Ad Valorem Tax Apportioned	\$ 1,604,122.92	
Miscellaneous Revenue Apportioned	\$ 55,788.09	
TOTAL REVENUE		\$ 5,824,246.88
REQUIREMENTS:		
Claims Paid by Warrants Issued	\$ 1,594,253.47	
Reserves From Schedule 8	\$ 2,012,356.11	
Interest Paid on Warrants	\$ -	
Reserve for Interest on Warrants	\$ -	
TOTAL REQUIREMENTS		\$ 3,606,609.58
ADD: CASH FUND BALANCE AS PER BALANCE SHEET JUNE 30, 2021		\$ 2,217,637.30
TOTAL REQUIREMENTS AND CASH FUND BALANCE		\$ 5,824,246.88

Schedule 3, Cash Fund Balance Analysis - June 30, 2021		Amount
ADDITIONS:		
Miscellaneous Revenue Collected in Excess with Transfer Adjustments		\$ 57,565.35
Warrants Estopped, Cancelled or Converted		\$ -
Fiscal Year 2020-2021 Lapsed Appropriations		\$ 2,006,645.36
Fiscal Year 2019-2020 Lapsed Appropriations		\$ 111,694.45
Ad Valorem Tax Collections in Excess of Estimate		\$ 98,503.22
TOTAL ADDITIONS		\$ 2,274,408.38
DEDUCTIONS:		
Supplemental Appropriations		\$ 56,771.08
Current Tax in Process of Collection		\$ -
TOTAL DEDUCTIONS		\$ 56,771.08
Cash Fund Balance as per Balance Sheet June 30, 2021		\$ 2,217,637.30

HEALTH COVERING THE PERIOD 7/1/2020 TO 6/30/2021
ESTIMATE OF NEEDS FOR 2021-2022

EXHIBIT E

Schedule 4: Revenue	2019-2020 Account		2020-2021 Account	
SOURCE	Actually Collected	Amount Estimated	Actually Collected	Over (Under)
Ad Valorem Taxes				
9001 Current Tax	\$ -	\$ 1,505,619.70	\$ 1,553,997.58	\$ 48,377.88
9002 Prior Year	\$ -		\$ 29,486.51	\$ 29,486.51
9003 Back Year	\$ -		\$ 20,638.83	\$ 20,638.83
Ad Valorem Tax Total	\$ -	\$ 1,505,619.70	\$ 1,604,122.92	\$ 98,503.22
9100, Local Revenues				
9115 Health Fees	\$ -	\$ -	\$ 55,788.09	\$ 55,788.09
Total for Local Revenues	\$ -	\$ -	\$ 55,788.09	\$ 55,788.09
TOTAL REVENUES FOR THE HEALTH FUND				
Total Unrestricted Revenue	\$ -	\$ -	\$ 55,788.09	\$ 55,788.09
9216 OTC - Sales Tax	\$ -	\$ -	\$ -	\$ -
Restricted - Sales Tax Interest	\$ -	\$ -	\$ -	\$ -
Total Miscellaneous Health	\$ -	\$ -	\$ 55,788.09	\$ 55,788.09
Ad Valorem Tax	\$ -	\$ 1,505,619.70	\$ 1,604,122.92	\$ 98,503.22
Grand Total of All Revenues	\$ -	\$ 1,505,619.70	\$ 1,659,911.01	\$ 154,291.31

HEALTH COVERING THE PERIOD 7/1/2020 TO 6/30/2021
ESTIMATE OF NEEDS FOR 2021-2022

EXHIBIT E

Schedule 4: Revenue		Basis & Limit of Ensuing Estimate	2021-2022 Account	
SOURCE			Estimated by Governing Board	Approved by Excise Board
Ad Valorem Taxes				
9001 Current Tax	104.30%	\$ 1,620,866.51	\$ 1,620,866.51	
9002 Prior Year				
9003 Back Year				
Ad Valorem Tax Total		\$ 1,620,866.51	\$ 1,620,866.51	
9100, Local Revenues				
9115 Health Fees	0.00%	\$ -	\$ -	
Total for Local Revenues		\$ -	\$ -	
TOTAL REVENUES FOR THE HEALTH FUND				
Total Unrestricted Revenue	0.00%	\$ -	\$ -	
9216 OTC - Sales Tax	0.00%	\$ -	\$ -	
Restricted - Sales Tax Interest	90.00%	\$ -	\$ -	
Total Miscellaneous Health		\$ -	\$ -	
Ad Valorem Tax		\$ 1,620,866.51	\$ 1,620,866.51	
Grand Total of All Revenues		\$ 1,620,866.51	\$ 1,620,866.51	
Surplus Cash from Schedule 3		\$ 2,217,637.30	\$ 2,217,637.30	
Total Budget for Health Fund		\$ 3,838,503.81	\$ 3,838,503.81	

This page intentionally left blank

EXHIBIT E

Schedule 5: Health Fund Balance Sheet of Current and All Prior Years		
CURRENT AND ALL PRIOR YEARS:	2020-21	PRE-2020
Cash Balance Reported to Excise Board June 30, 2020	\$ -	\$ 4,418,256.23
Opening Balance from Prior Year	\$ 4,051,164.16	\$ 4,051,164.16
Cash Fund Balance Transferred Out	\$ -	\$ -
Cash Fund Balance Transferred In	\$ 1,777.26	\$ -
Adjusted Cash Balance	\$ 4,052,941.42	\$ 367,092.07
Ad Valorem Tax Apportioned	\$ 1,604,122.92	\$ -
Miscellaneous Revenue (Schedule 4)	\$ 55,788.09	\$ -
Cash Fund Balance Forward From Preceding Year	\$ 111,394.45	\$ -
Prior Expenditures Recovered	\$ -	\$ -
TOTAL RECEIPTS	\$ 1,771,305.46	\$ -
TOTAL RECEIPTS AND BALANCE	\$ 5,824,246.88	\$ 367,092.07
Warrants of Year in Caption	\$ 1,377,866.62	\$ 255,697.62
Interest Paid Thereon	\$ -	\$ -
TOTAL DISBURSEMENTS	\$ 1,377,866.62	\$ 255,697.62
CASH BALANCE AND INVESTMENTS JUNE 30, 2021	\$ 4,446,380.26	\$ 111,394.45
Reserve for Warrants Outstanding	\$ 216,386.85	\$ -
Reserve for Interest on Warrants	\$ -	\$ -
Reserves From Schedule 8	\$ 2,012,356.11	\$ -
TOTAL LIABILITIES AND RESERVE	\$ 2,228,742.96	\$ -
DEFICIT:	\$ -	\$ -
CASH BALANCE FORWARD TO NEXT YEAR	\$ 2,217,637.30	\$ 111,394.45

Schedule 6: Health Fund Warrant Account of Current and All Prior Years			
CURRENT AND ALL PRIOR YEARS	2020-21	PRE-2020	Total
Warrants Outstanding June 30 of Year in Caption	\$ -	\$ 88,181.25	\$ 88,181.25
Warrants Registered During Year	\$ 1,594,253.47	\$ 167,516.37	\$ 1,761,769.84
TOTAL	\$ 1,594,253.47	\$ 255,697.62	\$ 1,849,951.09
Warrants Paid During Year	\$ 1,377,866.62	\$ 255,697.62	\$ 1,633,564.24
Warrants Converted to Bonds or Judgements	\$ -	\$ -	\$ -
Warrants Cancelled	\$ -	\$ -	\$ -
Warrants Estopped by Statute	\$ -	\$ -	\$ -
TOTAL WARRANTS RETIRED	\$ 1,377,866.62	\$ 255,697.62	\$ 1,633,564.24
TOTAL WARRANTS OUTSTANDING JUNE 30, 2021	\$ 216,386.85	\$ -	\$ 216,386.85

Schedule 7: 2020 Ad Valorem Tax Account		
2020 Net Valuation Cert. To County Excise Board	2.580 Mills	Amount
Total Proceeds of Levy as Certified		\$ 1,656,181.67
Additions:		\$ -
Deductions:		\$ -
Gross Balance Tax		\$ 1,656,181.67
Less Reserve for Delinquent Tax	Prior Year Percent for Delinquency 10%	\$ 150,561.97
Reserve for Protest Pending		\$ -
Balance Available Tax		\$ 1,505,619.70
Deduct 2020 Tax Apportioned		\$ 1,553,997.58
Net Balance 2020 Tax in Process of Collection		\$ -
Excess Collections		\$ 48,377.88

Schedule 9: Health Fund Summary of Expenses				
Total for Expenses	Net Appropriations July 1, 2021	Warrants Issued	Reserves	Approved by County Excise Board
1100 Total Salaries	\$ 1,225,000.00	\$ 776,518.63	\$ 282,692.00	\$ 1,225,000.00
1200 Fringe Benefits	\$ -	\$ -	\$ -	\$ -
1300 Travel Related	\$ 35,000.00	\$ 21,786.27	\$ 7,010.00	\$ 35,000.00
2000 Total Maintenance & Operations	\$ 226,777.26	\$ 157,634.90	\$ 9,997.42	\$ 225,000.00
4100 Total Machinery & Equipment, Capital Outlay	\$ 4,126,477.68	\$ 638,313.67	\$ 1,712,656.69	\$ 2,353,503.81

HEALTH COVERING THE PERIOD 7/1/2020 TO 6/30/2021
ESTIMATE OF NEEDS FOR 2021-2022

EXHIBIT E

Schedule 8: Report Of Prior Year's Expenditures				
DEPARTMENTS OF GOVERNMENT APPROPRIATED ACCOUNTS	FISCAL YEAR ENDING JUNE 30, 2020			FY ENDING JUNE, 30 2021
	Reserves 6-30-2020	Warrants Since Issued	Balance Lapsed Appropriations	Original Appropriations
Dept: 5000, Public Health				
1110 Full time salaries	\$ 260,301.12	\$ 161,413.12	\$ 98,888.00	\$ 1,225,000.00
1310 Travel	\$ 10,100.00	\$ 1,378.01	\$ 8,721.99	\$ 35,000.00
2005 Maintenance & Operation	\$ 8,809.70	\$ 4,725.24	\$ 4,084.46	\$ 200,000.00
2076 Child Health Grant	\$ -	\$ -	\$ -	\$ 25,000.00
4110 Capital Outlay	\$ -	\$ -	\$ -	\$ 4,071,483.86
Total for Public Health	\$ 279,210.82	\$ 167,516.37	\$ 111,694.45	\$ 5,556,483.86
HEALTH FUND ACCOUNT				
Sub-Total of Expenditures	\$ 279,210.82	\$ 167,516.37	\$ 111,694.45	\$ 5,556,483.86
SUBJECT TO WARRANT ISSUE				
Total Provision for Interest on Warrants	\$ -	\$ -	\$ -	\$ -
TOTAL UNRESTRICTED EXPENSES FOR THE HEALTH FUND				
	\$ 279,210.82	\$ 167,516.37	\$ 111,694.45	\$ 5,556,483.86

HEALTH COVERING THE PERIOD 7/1/2020 TO 6/30/2021
ESTIMATE OF NEEDS FOR 2021-2022

EXHIBIT B

Schedule 8: Report Of Prior Year's Expenditures						
FISCAL YEAR ENDING JUNE 30, 2021					FISCAL YEAR 2021-2022	
Supplemental Adjustments	Net Amount of Appropriations	Warrants Issued	Reserves	Lapsed Balance Known to be Unencumbered	Needs as Estimated by Governing Board	Approved by County Excise Board
Dept: 5000, Public Health						
\$ -	\$ 1,225,000.00	\$ 776,518.63	\$ 282,692.00	\$ 165,789.37	\$ 1,600,000.00	\$ 1,225,000.00
\$ -	\$ 35,000.00	\$ 21,786.27	\$ 7,010.00	\$ 6,203.73	\$ 150,000.00	\$ 35,000.00
\$ 1,777.26	\$ 201,777.26	\$ 157,634.90	\$ 9,997.42	\$ 34,144.94	\$ 300,000.00	\$ 200,000.00
\$ -	\$ 25,000.00	\$ -	\$ -	\$ 25,000.00	\$ 25,000.00	\$ 25,000.00
\$ 54,993.82	\$ 4,126,477.68	\$ 638,313.67	\$ 1,712,656.69	\$ 1,775,507.32	\$ 2,750,000.00	\$ 2,353,503.81
\$ 56,771.08	\$ 5,613,254.94	\$ 1,594,253.47	\$ 2,012,356.11	\$ 2,006,645.36	\$ 4,825,000.00	\$ 3,838,503.81
HEALTH FUND ACCOUNT						
\$ 56,771.08	\$ 5,613,254.94	\$ 1,594,253.47	\$ 2,012,356.11	\$ 2,006,645.36	\$ 4,825,000.00	\$ 3,838,503.81
SUBJECT TO WARRANT ISSUE						
\$ -	\$ -	\$ -	\$ -	\$ -	\$ -	\$ -
TOTAL UNRESTRICTED EXPENSES FOR THE HEALTH FUND						
\$ 56,771.08	\$ 5,613,254.94	\$ 1,594,253.47	\$ 2,012,356.11	\$ 2,006,645.36	\$ 4,825,000.00	\$ 3,838,503.81

ESTIMATE OF NEEDS FOR THE 2021-2022 FISCAL YEAR		Estimate of Needs by Governing Board	Approved by County Excise Board
PURPOSE:			
Total of Unrestricted Expenses for the Health, Schedule 8		\$ 4,805,000.00	\$ 3,821,073.86
Total of Restricted Sales Tax Expenses for the Health, Schedule 8A		\$ -	\$ -
Pro rata share of County Assessor's Budget as determined by County Excise Board		\$ 20,000.00	\$ 17,429.95
GRAND TOTAL - Health Fund		\$ 4,825,000.00	\$ 3,838,503.81

EXHIBIT "H" TOTALS

Schedule 1: Current Balance Sheet - June 30, 2021	
ASSETS:	
Cash Balances	\$ 30,114.82
Investments	\$ -
TOTAL ASSETS	\$ 30,114.82
LIABILITIES AND RESERVES:	
Warrants Outstanding	\$ 3,489.07
Reserve for Interest on Warrants	\$ -
Reserves From Schedule 3	\$ -
TOTAL LIABILITIES AND RESERVES	\$ 3,489.07
CASH FUND BALANCE JUNE 30, 2021	\$ 26,625.75
TOTAL LIABILITIES, RESERVES AND CASH FUND BALANCE	\$ 30,114.82

Schedule 5: Industrial Development Bond Funds Balance Sheet of Current and All Prior Years		
CURRENT AND ALL PRIOR YEARS	2020-21	PRE-2020
Cash Balance Reported to Excise Board June 30, 2020	\$ -	\$ 23,119.95
Opening Balance from Prior Year	\$ 19,634.10	\$ 19,634.10
Cash Fund Balance Transferred Out	\$ -	\$ -
Cash Fund Balance Transferred In	\$ 10,446.91	\$ -
Adjusted Cash Balance	\$ 30,081.01	\$ 3,485.85
Ad Valorem Tax Apportioned To Year In Caption	\$ -	\$ -
Sources of Revenue		
9000 Interest, Mortgage Tax	\$ -	\$ -
9100 Local Revenues	\$ -	\$ -
9200 State Revenues	\$ -	\$ -
9300 Federal Revenues	\$ -	\$ -
9400 Miscellaneous Revenues	\$ -	\$ -
9500 Special Assessments	\$ -	\$ -
9600 Other Revenues	\$ 33.81	\$ -
9700 School Revenues	\$ -	\$ -
All Other Non-Tax Revenues	\$ -	\$ -
Sales Tax and Sales Tax Interest	\$ -	\$ -
Cash Fund Balance Forward From Preceding Year	\$ 0.00	\$ -
Prior Expenditures Recovered	\$ -	\$ -
TOTAL RECEIPTS	\$ 33.81	\$ -
TOTAL RECEIPTS AND BALANCE	\$ 30,114.82	\$ 3,485.85
Warrants of Year in Caption	\$ -	\$ -
Interest Paid Thereon	\$ -	\$ -
TOTAL DISBURSEMENTS	\$ -	\$ -
CASH BALANCE JUNE 30, 2021	\$ 30,114.82	\$ 3,485.85
Reserve for Warrants Outstanding	\$ 3,489.07	\$ 3,485.85
Reserve for Interest on Warrants	\$ -	\$ -
Reserves From Schedule 8	\$ -	\$ -
TOTAL LIABILITES AND RESERVE	\$ 3,489.07	\$ 3,485.85
DEFICIT:	\$ -	\$ -
CASH BALANCE FORWARD TO NEXT YEAR	\$ 26,625.75	\$ 0.00

Schedule 9: Industrial Development Bond Funds Summary of Expenses				
Total for Expenses	Net Appropriations July 1, 2021	Warrants Issued	Reserves	Approved by County Excise Board
1100 Total Salaries	\$ -	\$ -	\$ -	\$ -
1200 Fringe Benefits	\$ -	\$ -	\$ -	\$ -
1300 Travel Related	\$ -	\$ -	\$ -	\$ -
2005 Total Maintenance & Operations	\$ 30,114.82	\$ 3,489.07	\$ -	\$ 26,625.75
4110 Machinery & Equipment, Capital Outlay	\$ -	\$ -	\$ -	\$ -
All Other Expenses	\$ -	\$ -	\$ -	\$ -
TOTAL EXPENDITURES 2020-21 FISCAL YEAR	\$ 30,114.82	\$ 3,489.07	\$ -	\$ 26,625.75

CHOSKA DRAINAGE DISTRICT COVERING THE PERIOD 7/1/2020 TO 6/30/2021
ESTIMATE OF NEEDS FOR 2021-2022

H-4099

CHOSKA DRAINAGE DISTRICT

Schedule 1: Current Balance Sheet - June 30, 2021	
ASSETS:	
Cash Balances	\$ 30,114.82
Investments	\$ -
TOTAL ASSETS	\$ 30,114.82
LIABILITIES AND RESERVES:	
Warrants Outstanding	\$ 3,489.07
Reserve for Interest on Warrants	\$ -
Reserves From Schedule 3	\$ -
TOTAL LIABILITIES AND RESERVES	\$ 3,489.07
CASH FUND BALANCE JUNE 30, 2021	\$ 26,625.75
TOTAL LIABILITIES, RESERVES AND CASH FUND BALANCE	\$ 30,114.82

Schedule 5: Choska Drainage District Fund Balance Sheet of Current and All Prior Years		
CURRENT AND ALL PRIOR YEARS	2020-21	PRE-2020
Cash Balance Reported to Excise Board June 30, 2020	\$ -	\$ 23,119.95
Opening Balance from Prior Year	\$ 19,634.10	\$ 19,634.10
Cash Fund Balance Transferred Out	\$ -	\$ -
Cash Fund Balance Transferred In	\$ 10,446.91	\$ -
Adjusted Cash Balance	\$ 30,081.01	\$ 3,485.85
Ad Valorem Tax Apportioned To Year In Caption	\$ -	\$ -
Sources of Revenue		
9000 Interest, Mortgage Tax	\$ -	\$ -
9100 Local Revenues	\$ -	\$ -
9200 State Revenues	\$ -	\$ -
9300 Federal Revenues	\$ -	\$ -
9400 Miscellaneous Revenues	\$ -	\$ -
9500 Special Assessments	\$ 33.81	\$ -
9600 Other Revenues	\$ -	\$ -
9700 School Revenues	\$ -	\$ -
All Other Non-Tax Revenues	\$ -	\$ -
Sales Tax and Sales Tax Interest	\$ -	\$ -
Cash Fund Balance Forward From Preceding Year	\$ 0.00	\$ -
Prior Expenditures Recovered	\$ -	\$ -
TOTAL RECEIPTS	\$ 33.81	\$ -
TOTAL RECEIPTS AND BALANCE	\$ 30,114.82	\$ 3,485.85
Warrants of Year in Caption	\$ -	\$ -
Interest Paid Thereon	\$ -	\$ -
TOTAL DISBURSEMENTS	\$ -	\$ -
CASH BALANCE JUNE 30, 2021	\$ 30,114.82	\$ 3,485.85
Reserve for Warrants Outstanding	\$ 3,489.07	\$ 3,485.85
Reserve for Interest on Warrants	\$ -	\$ -
Reserves From Schedule 8	\$ -	\$ -
TOTAL LIABILITES AND RESERVE	\$ 3,489.07	\$ 3,485.85
DEFICIT:	\$ -	\$ -
CASH BALANCE FORWARD TO NEXT YEAR	\$ 26,625.75	\$ 0.00

Schedule 9: Choska Drainage District Fund Summary of Expenses				
Total for Expenses	Net Appropriations July 1, 2021	Warrants Issued	Reserves	Approved by County Excise Board
1100 Total Salaries	\$ -	\$ -	\$ -	\$ -
1200 Fringe Benefits	\$ -	\$ -	\$ -	\$ -
1300 Travel Related	\$ -	\$ -	\$ -	\$ -
2000 Total Maintenance & Operations	\$ 30,114.82	\$ 3,489.07	\$ -	\$ 26,625.75
4100 Total Machinery & Equipment, Capital Outlay	\$ -	\$ -	\$ -	\$ -
All Other Expenses	\$ -	\$ -	\$ -	\$ -
TOTAL EXPENDITURES 2020-21 FISCAL YEAR	\$ 30,114.82	\$ 3,489.07	\$ -	\$ 26,625.75

TOTAL OF SPECIAL REVENUE FUNDS COVERING THE PERIOD JULY 1, 2020 TO JUNE 30, 2021
ESTIMATE OF NEEDS FOR 2021-2022

EXHIBIT "I" TOTALS

Schedule 1: Current Balance Sheet - June 30, 2021	
ASSETS:	
Cash Balances	\$ 7,203,300.98
Investments	\$ -
TOTAL ASSETS	\$ 7,203,300.98
LIABILITIES AND RESERVES:	
Warrants Outstanding	\$ 206,852.24
Reserve for Interest on Warrants	\$ -
Reserves From Schedule 3	\$ 420,158.96
TOTAL LIABILITIES AND RESERVES	\$ 627,011.20
CASH FUND BALANCE JUNE 30, 2021	\$ 6,576,289.78
TOTAL LIABILITIES, RESERVES AND CASH FUND BALANCE	\$ 7,203,300.98

Schedule 5: Special Revenue Funds Balance Sheet of Current and All Prior Years		
CURRENT AND ALL PRIOR YEARS	2020-21	PRE-2020
Cash Balance Reported to Excise Board June 30, 2020	\$ -	\$ 5,151,118.61
Opening Balance from Prior Year	\$ 4,771,575.26	\$ 4,771,575.26
Cash Fund Balance Transferred Out	\$ 1,048,728.20	\$ -
Cash Fund Balance Transferred In	\$ 77,590.43	\$ -
Adjusted Cash Balance	\$ 3,800,437.49	\$ 379,543.35
Ad Valorem Tax Apportioned To Year In Caption	\$ -	\$ -
Sources of Revenue		
9000 Interest, Mortgage Tax	\$ 35,857.41	\$ -
9100 Local Revenues	\$ 2,654,880.76	\$ -
9200 State Revenues	\$ 488,070.79	\$ -
9300 Federal Revenues	\$ 3,048,474.03	\$ -
9400 Miscellaneous Revenues	\$ 282,679.50	\$ -
9500 Special Assessments	\$ 1,620.60	\$ -
9600 Other Revenues	\$ -	\$ -
9700 School Revenues	\$ -	\$ -
All Other Non-Tax Revenues	\$ -	\$ -
Sales Tax and Sales Tax Interest	\$ -	\$ -
Cash Fund Balance Forward From Preceding Year	\$ 88,240.32	\$ -
Prior Expenditures Recovered	\$ -	\$ -
TOTAL RECEIPTS	\$ 6,599,823.41	\$ -
TOTAL RECEIPTS AND BALANCE	\$ 10,400,260.90	\$ 379,543.35
Warrants of Year in Caption	\$ 3,196,959.92	\$ 291,303.03
Interest Paid Thereon	\$ -	\$ -
TOTAL DISBURSEMENTS	\$ 3,196,959.92	\$ 291,303.03
CASH BALANCE JUNE 30, 2021	\$ 7,203,300.98	\$ 88,240.32
Reserve for Warrants Outstanding	\$ 206,852.24	\$ -
Reserve for Interest on Warrants	\$ -	\$ -
Reserves From Schedule 8	\$ 420,158.96	\$ -
TOTAL LIABILITIES AND RESERVE	\$ 627,011.20	\$ -
DEFICIT:	\$ -	\$ (0.00)
CASH BALANCE FORWARD TO NEXT YEAR	\$ 6,576,289.78	\$ 88,240.32

Schedule 9: Special Revenue Funds Summary of Expenses				
Total for Expenses	Net Appropriations July 1, 2021	Warrants Issued	Reserves	Approved by County Excise Board
1100 Total Salaries	\$ 1,367,269.24	\$ 765,940.98	\$ -	\$ 650,976.84
1200 Fringe Benefits	\$ -	\$ -	\$ -	\$ -
1300 Travel Related	\$ 29,418.90	\$ 11,942.03	\$ 1,771.28	\$ 15,705.59
2005 Total Maintenance & Operations	\$ 8,326,555.03	\$ 2,625,875.04	\$ 418,387.68	\$ 5,803,168.53
4110 Machinery & Equipment, Capital Outlay	\$ 83,880.88	\$ 54.11	\$ -	\$ 90,238.82
All Other Expenses	\$ 16,200.00	\$ -	\$ -	\$ 16,200.00
TOTAL EXPENDITURES 2020-21 FISCAL YEAR	\$ 9,823,324.05	\$ 3,403,812.16	\$ 420,158.96	\$ 6,576,289.78

COUNTY BRIDGE AND ROAD IMPROVEMENT COVERING THE PERIOD 7/1/2020 TO 6/30/2021
ESTIMATE OF NEEDS FOR 2021-2022

I-1103

COUNTY BRIDGE AND ROAD IMPROVEMENT

Schedule 1: Current Balance Sheet - June 30, 2021	
ASSETS:	
Cash Balances	\$ 1,764,114.24
Investments	\$ -
TOTAL ASSETS	\$ 1,764,114.24
LIABILITIES AND RESERVES:	
Warrants Outstanding	\$ 71,031.00
Reserve for Interest on Warrants	\$ -
Reserves From Schedule 3	\$ 133,440.00
TOTAL LIABILITIES AND RESERVES	\$ 204,471.00
CASH FUND BALANCE JUNE 30, 2021	\$ 1,559,643.24
TOTAL LIABILITIES, RESERVES AND CASH FUND BALANCE	\$ 1,764,114.24

Schedule 5: County Bridge And Road Improvement Fund Balance Sheet of Current and All Prior Years		
CURRENT AND ALL PRIOR YEARS	2020-21	PRE-2020
Cash Balance Reported to Excise Board June 30, 2020	\$ -	\$ 1,583,728.91
Opening Balance from Prior Year	\$ 1,496,508.91	\$ 1,496,508.91
Cash Fund Balance Transferred Out	\$ -	\$ -
Cash Fund Balance Transferred In	\$ -	\$ -
Adjusted Cash Balance	\$ 1,496,508.91	\$ 87,220.00
Ad Valorem Tax Apportioned To Year In Caption	\$ -	\$ -
Sources of Revenue		
9000 Interest, Mortgage Tax	\$ 6,872.41	\$ -
9100 Local Revenues	\$ -	\$ -
9200 State Revenues	\$ 181,324.08	\$ -
9300 Federal Revenues	\$ -	\$ -
9400 Miscellaneous Revenues	\$ 266,061.78	\$ -
9500 Special Assessments	\$ -	\$ -
9600 Other Revenues	\$ -	\$ -
9700 School Revenues	\$ -	\$ -
All Other Non-Tax Revenues	\$ -	\$ -
Sales Tax and Sales Tax Interest	\$ -	\$ -
Cash Fund Balance Forward From Preceding Year	\$ -	\$ -
Prior Expenditures Recovered	\$ -	\$ -
TOTAL RECEIPTS	\$ 454,258.27	\$ -
TOTAL RECEIPTS AND BALANCE	\$ 1,950,767.18	\$ 87,220.00
Warrants of Year in Caption	\$ 186,652.94	\$ 87,220.00
Interest Paid Thereon	\$ -	\$ -
TOTAL DISBURSEMENTS	\$ 186,652.94	\$ 87,220.00
CASH BALANCE JUNE 30, 2021	\$ 1,764,114.24	\$ -
Reserve for Warrants Outstanding	\$ 71,031.00	\$ -
Reserve for Interest on Warrants	\$ -	\$ -
Reserves From Schedule 8	\$ 133,440.00	\$ -
TOTAL LIABILITIES AND RESERVE	\$ 204,471.00	\$ -
DEFICIT:	\$ -	\$ -
CASH BALANCE FORWARD TO NEXT YEAR	\$ 1,559,643.24	\$ -

Schedule 9: County Bridge And Road Improvement Fund Summary of Expenses				
Total for Expenses	Net Appropriations July 1, 2021	Warrants Issued	Reserves	Approved by County Excise Board
1100 Total Salaries	\$ -	\$ -	\$ -	\$ -
1200 Fringe Benefits	\$ -	\$ -	\$ -	\$ -
1300 Travel Related	\$ -	\$ -	\$ -	\$ -
2000 Total Maintenance & Operations	\$ 1,852,993.47	\$ 257,683.94	\$ 133,440.00	\$ 1,559,643.24
4100 Total Machinery & Equipment, Capital Outlay	\$ -	\$ -	\$ -	\$ -
All Other Expenses	\$ -	\$ -	\$ -	\$ -
TOTAL EXPENDITURES 2020-21 FISCAL YEAR	\$ 1,852,993.47	\$ 257,683.94	\$ 133,440.00	\$ 1,559,643.24

I-1201

911 PHONE FEES

Schedule 1: Current Balance Sheet - June 30, 2021	
ASSETS:	
Cash Balances	\$ 534,432.75
Investments	\$ -
TOTAL ASSETS	\$ 534,432.75
LIABILITIES AND RESERVES:	
Warrants Outstanding	\$ 15,023.78
Reserve for Interest on Warrants	\$ -
Reserves From Schedule 3	\$ 16,854.09
TOTAL LIABILITIES AND RESERVES	\$ 31,877.87
CASH FUND BALANCE JUNE 30, 2021	\$ 502,554.88
TOTAL LIABILITIES, RESERVES AND CASH FUND BALANCE	\$ 534,432.75

Schedule 5: 911 Phone Fees Fund Balance Sheet of Current and All Prior Years		
CURRENT AND ALL PRIOR YEARS	2020-21	PRE-2020
Cash Balance Reported to Excise Board June 30, 2020	\$ -	\$ 509,446.06
Opening Balance from Prior Year	\$ 475,017.12	\$ 475,017.12
Cash Fund Balance Transferred Out	\$ -	\$ -
Cash Fund Balance Transferred In	\$ -	\$ -
Adjusted Cash Balance	\$ 475,017.12	\$ 34,428.94
Ad Valorem Tax Apportioned To Year In Caption	\$ -	\$ -
Sources of Revenue		
9000 Interest, Mortgage Tax	\$ -	\$ -
9100 Local Revenues	\$ 267,238.99	\$ -
9200 State Revenues	\$ 44,000.00	\$ -
9300 Federal Revenues	\$ -	\$ -
9400 Miscellaneous Revenues	\$ 195.00	\$ -
9500 Special Assessments	\$ -	\$ -
9600 Other Revenues	\$ -	\$ -
9700 School Revenues	\$ -	\$ -
All Other Non-Tax Revenues	\$ -	\$ -
Sales Tax and Sales Tax Interest	\$ -	\$ -
Cash Fund Balance Forward From Preceding Year	\$ 8,008.54	\$ -
Prior Expenditures Recovered	\$ -	\$ -
TOTAL RECEIPTS	\$ 319,442.53	\$ -
TOTAL RECEIPTS AND BALANCE	\$ 794,459.65	\$ 34,428.94
Warrants of Year in Caption	\$ 260,026.90	\$ 26,420.40
Interest Paid Thereon	\$ -	\$ -
TOTAL DISBURSEMENTS	\$ 260,026.90	\$ 26,420.40
CASH BALANCE JUNE 30, 2021	\$ 534,432.75	\$ 8,008.54
Reserve for Warrants Outstanding	\$ 15,023.78	\$ -
Reserve for Interest on Warrants	\$ -	\$ -
Reserves From Schedule 8	\$ 16,854.09	\$ -
TOTAL LIABILITES AND RESERVE	\$ 31,877.87	\$ -
DEFICIT:	\$ -	\$ -
CASH BALANCE FORWARD TO NEXT YEAR	\$ 502,554.88	\$ 8,008.54

Schedule 9: 911 Phone Fees Fund Summary of Expenses				
Total for Expenses	Net Appropriations July 1, 2021	Warrants Issued	Reserves	Approved by County Excise Board
1100 Total Salaries	\$ 189,100.56	\$ 176,856.27	\$ -	\$ 12,244.29
1200 Fringe Benefits	\$ -	\$ -	\$ -	\$ -
1300 Travel Related	\$ 1,571.96	\$ 904.26	\$ 168.69	\$ 499.01
2000 Total Maintenance & Operations	\$ 468,876.44	\$ 97,290.15	\$ 16,685.40	\$ 407,039.73
4100 Total Machinery & Equipment, Capital Outlay	\$ 82,771.85	\$ -	\$ -	\$ 82,771.85
All Other Expenses	\$ -	\$ -	\$ -	\$ -
TOTAL EXPENDITURES 2020-21 FISCAL YEAR	\$ 742,320.81	\$ 275,050.68	\$ 16,854.09	\$ 502,554.88

ASSESSOR REVOLVING FEE COVERING THE PERIOD 7/1/2020 TO 6/30/2021
ESTIMATE OF NEEDS FOR 2021-2022

I-1204

ASSESSOR REVOLVING FEE

Schedule 1: Current Balance Sheet - June 30, 2021	
ASSETS:	
Cash Balances	\$ 5,129.15
Investments	\$ -
TOTAL ASSETS	\$ 5,129.15
LIABILITIES AND RESERVES:	
Warrants Outstanding	\$ -
Reserve for Interest on Warrants	\$ -
Reserves From Schedule 3	\$ -
TOTAL LIABILITIES AND RESERVES	\$ -
CASH FUND BALANCE JUNE 30, 2021	\$ 5,129.15
TOTAL LIABILITIES, RESERVES AND CASH FUND BALANCE	\$ 5,129.15

Schedule 5: Assessor Revolving Fee Fund Balance Sheet of Current and All Prior Years		
CURRENT AND ALL PRIOR YEARS	2020-21	PRE-2020
Cash Balance Reported to Excise Board June 30, 2020	\$ -	\$ 9,601.15
Opening Balance from Prior Year	\$ 9,601.15	\$ 9,601.15
Cash Fund Balance Transferred Out	\$ -	\$ -
Cash Fund Balance Transferred In	\$ -	\$ -
Adjusted Cash Balance	\$ 9,601.15	\$ -
Ad Valorem Tax Apportioned To Year In Caption	\$ -	\$ -
Sources of Revenue		
9000 Interest, Mortgage Tax	\$ -	\$ -
9100 Local Revenues	\$ 1,700.00	\$ -
9200 State Revenues	\$ -	\$ -
9300 Federal Revenues	\$ -	\$ -
9400 Miscellaneous Revenues	\$ -	\$ -
9500 Special Assessments	\$ -	\$ -
9600 Other Revenues	\$ -	\$ -
9700 School Revenues	\$ -	\$ -
All Other Non-Tax Revenues	\$ -	\$ -
Sales Tax and Sales Tax Interest	\$ -	\$ -
Cash Fund Balance Forward From Preceding Year	\$ -	\$ -
Prior Expenditures Recovered	\$ -	\$ -
TOTAL RECEIPTS	\$ 1,700.00	\$ -
TOTAL RECEIPTS AND BALANCE	\$ 11,301.15	\$ -
Warrants of Year in Caption	\$ 6,172.00	\$ -
Interest Paid Thereon	\$ -	\$ -
TOTAL DISBURSEMENTS	\$ 6,172.00	\$ -
CASH BALANCE JUNE 30, 2021	\$ 5,129.15	\$ -
Reserve for Warrants Outstanding	\$ -	\$ -
Reserve for Interest on Warrants	\$ -	\$ -
Reserves From Schedule 8	\$ -	\$ -
TOTAL LIABILITES AND RESERVE	\$ -	\$ -
DEFICIT:	\$ -	\$ -
CASH BALANCE FORWARD TO NEXT YEAR	\$ 5,129.15	\$ -

Schedule 9: Assessor Revolving Fee Fund Summary of Expenses				
Total for Expenses	Net Appropriations July 1, 2021	Warrants Issued	Reserves	Approved by County Excise Board
1100 Total Salaries	\$ -	\$ -	\$ -	\$ -
1200 Fringe Benefits	\$ -	\$ -	\$ -	\$ -
1300 Travel Related	\$ -	\$ -	\$ -	\$ -
2000 Total Maintenance & Operations	\$ 11,151.15	\$ 6,172.00	\$ -	\$ 5,129.15
4100 Total Machinery & Equipment, Capital Outlay	\$ -	\$ -	\$ -	\$ -
All Other Expenses	\$ -	\$ -	\$ -	\$ -
TOTAL EXPENDITURES 2020-21 FISCAL YEAR	\$ 11,151.15	\$ 6,172.00	\$ -	\$ 5,129.15

I-1205

ASSESSOR VISUAL INSPECTION

Schedule 1: Current Balance Sheet - June 30, 2021	
ASSETS:	
Cash Balances	\$ 16.47
Investments	\$ -
TOTAL ASSETS	\$ 16.47
LIABILITIES AND RESERVES:	
Warrants Outstanding	\$ -
Reserve for Interest on Warrants	\$ -
Reserves From Schedule 3	\$ -
TOTAL LIABILITIES AND RESERVES	\$ -
CASH FUND BALANCE JUNE 30, 2021	\$ 16.47
TOTAL LIABILITIES, RESERVES AND CASH FUND BALANCE	\$ 16.47

Schedule 5: Assessor Visual Inspection Fund Balance Sheet of Current and All Prior Years		
CURRENT AND ALL PRIOR YEARS	2020-21	PRE-2020
Cash Balance Reported to Excise Board June 30, 2020	\$ -	\$ 16.47
Opening Balance from Prior Year	\$ 16.47	\$ 16.47
Cash Fund Balance Transferred Out	\$ -	\$ -
Cash Fund Balance Transferred In	\$ -	\$ -
Adjusted Cash Balance	\$ 16.47	\$ -
Ad Valorem Tax Apportioned To Year In Caption	\$ -	\$ -
Sources of Revenue		
9000 Interest, Mortgage Tax	\$ -	\$ -
9100 Local Revenues	\$ -	\$ -
9200 State Revenues	\$ -	\$ -
9300 Federal Revenues	\$ -	\$ -
9400 Miscellaneous Revenues	\$ -	\$ -
9500 Special Assessments	\$ -	\$ -
9600 Other Revenues	\$ -	\$ -
9700 School Revenues	\$ -	\$ -
All Other Non-Tax Revenues	\$ -	\$ -
Sales Tax and Sales Tax Interest	\$ -	\$ -
Cash Fund Balance Forward From Preceding Year	\$ -	\$ -
Prior Expenditures Recovered	\$ -	\$ -
TOTAL RECEIPTS	\$ -	\$ -
TOTAL RECEIPTS AND BALANCE	\$ 16.47	\$ -
Warrants of Year in Caption	\$ -	\$ -
Interest Paid Thereon	\$ -	\$ -
TOTAL DISBURSEMENTS	\$ -	\$ -
CASH BALANCE JUNE 30, 2021	\$ 16.47	\$ -
Reserve for Warrants Outstanding	\$ -	\$ -
Reserve for Interest on Warrants	\$ -	\$ -
Reserves From Schedule 8	\$ -	\$ -
TOTAL LIABILITES AND RESERVE	\$ -	\$ -
DEFICIT:	\$ -	\$ -
CASH BALANCE FORWARD TO NEXT YEAR	\$ 16.47	\$ -

Schedule 9: Assessor Visual Inspection Fund Summary of Expenses				
Total for Expenses	Net Appropriations July 1, 2021	Warrants Issued	Reserves	Approved by County Excise Board
1100 Total Salaries	\$ -	\$ -	\$ -	\$ -
1200 Fringe Benefits	\$ -	\$ -	\$ -	\$ -
1300 Travel Related	\$ -	\$ -	\$ -	\$ -
2000 Total Maintenance & Operations	\$ 16.47	\$ -	\$ -	\$ -
4100 Total Machinery & Equipment, Capital Outlay	\$ -	\$ -	\$ -	\$ 16.47
All Other Expenses	\$ -	\$ -	\$ -	\$ -
TOTAL EXPENDITURES 2020-21 FISCAL YEAR	\$ 16.47	\$ -	\$ -	\$ 16.47

COUNTY CLERK LIEN FEE COVERING THE PERIOD 7/1/2020 TO 6/30/2021
ESTIMATE OF NEEDS FOR 2021-2022

I-1208

COUNTY CLERK LIEN FEE

Schedule I: Current Balance Sheet - June 30, 2021	
ASSETS:	
Cash Balances	\$ 52,638.95
Investments	\$ -
TOTAL ASSETS	\$ 52,638.95
LIABILITIES AND RESERVES:	
Warrants Outstanding	\$ 38.38
Reserve for Interest on Warrants	\$ -
Reserves From Schedule 3	\$ 17.06
TOTAL LIABILITIES AND RESERVES	\$ 55.44
CASH FUND BALANCE JUNE 30, 2021	\$ 52,583.51
TOTAL LIABILITIES, RESERVES AND CASH FUND BALANCE	\$ 52,638.95

Schedule 5: County Clerk Lien Fee Fund Balance Sheet of Current and All Prior Years		
CURRENT AND ALL PRIOR YEARS	2020-21	PRE-2020
Cash Balance Reported to Excise Board June 30, 2020	\$ -	\$ 38,913.53
Opening Balance from Prior Year	\$ 37,645.28	\$ 37,645.28
Cash Fund Balance Transferred Out	\$ -	\$ -
Cash Fund Balance Transferred In	\$ -	\$ -
Adjusted Cash Balance	\$ 37,645.28	\$ 1,268.25
Ad Valorem Tax Apportioned To Year In Caption	\$ -	\$ -
Sources of Revenue		
9000 Interest, Mortgage Tax	\$ -	\$ -
9100 Local Revenues	\$ 17,441.91	\$ -
9200 State Revenues	\$ -	\$ -
9300 Federal Revenues	\$ -	\$ -
9400 Miscellaneous Revenues	\$ -	\$ -
9500 Special Assessments	\$ -	\$ -
9600 Other Revenues	\$ -	\$ -
9700 School Revenues	\$ -	\$ -
All Other Non-Tax Revenues	\$ -	\$ -
Sales Tax and Sales Tax Interest	\$ -	\$ -
Cash Fund Balance Forward From Preceding Year	\$ -	\$ -
Prior Expenditures Recovered	\$ -	\$ -
TOTAL RECEIPTS	\$ 17,441.91	\$ -
TOTAL RECEIPTS AND BALANCE	\$ 55,087.19	\$ 1,268.25
Warrants of Year in Caption	\$ 2,448.24	\$ 1,268.25
Interest Paid Thereon	\$ -	\$ -
TOTAL DISBURSEMENTS	\$ 2,448.24	\$ 1,268.25
CASH BALANCE JUNE 30, 2021	\$ 52,638.95	\$ -
Reserve for Warrants Outstanding	\$ 38.38	\$ -
Reserve for Interest on Warrants	\$ -	\$ -
Reserves From Schedule 8	\$ 17.06	\$ -
TOTAL LIABILITES AND RESERVE	\$ 55.44	\$ -
DEFICIT:	\$ -	\$ -
CASH BALANCE FORWARD TO NEXT YEAR	\$ 52,583.51	\$ -

Schedule 9: County Clerk Lien Fee Fund Summary of Expenses				
Total for Expenses	Net Appropriations July 1, 2021	Warrants Issued	Reserves	Approved by County Excise Board
1100 Total Salaries	\$ -	\$ -	\$ -	\$ -
1200 Fringe Benefits	\$ -	\$ -	\$ -	\$ -
1300 Travel Related	\$ -	\$ -	\$ -	\$ -
2000 Total Maintenance & Operations	\$ 53,869.04	\$ 2,486.62	\$ 17.06	\$ 52,583.51
4100 Total Machinery & Equipment, Capital Outlay	\$ -	\$ -	\$ -	\$ -
All Other Expenses	\$ -	\$ -	\$ -	\$ -
TOTAL EXPENDITURES 2020-21 FISCAL YEAR	\$ 53,869.04	\$ 2,486.62	\$ 17.06	\$ 52,583.51

ESTIMATE OF NBEDS FOR 2021-2022

I-1209

COUNTY CLERK RECORDS MANAGEMENT AND PRESERVATION

Schedule 1: Current Balance Sheet - June 30, 2021	
ASSETS:	
Cash Balances	\$ 355,484.99
Investments	\$ -
TOTAL ASSETS	\$ 355,484.99
LIABILITIES AND RESERVES:	
Warrants Outstanding	\$ 650.00
Reserve for Interest on Warrants	\$ -
Reserves From Schedule 3	\$ 2,434.25
TOTAL LIABILITIES AND RESERVES	\$ 3,084.25
CASH FUND BALANCE JUNE 30, 2021	\$ 352,400.74
TOTAL LIABILITIES, RESERVES AND CASH FUND BALANCE	\$ 355,484.99

Schedule 5: County Clerk Records Management And Preservation Fund Balance Sheet of Current and All Prior Years		
CURRENT AND ALL PRIOR YEARS	2020-21	PRE-2020
Cash Balance Reported to Excise Board June 30, 2020	\$ -	\$ 218,338.64
Opening Balance from Prior Year	\$ 196,866.90	\$ 196,866.90
Cash Fund Balance Transferred Out	\$ -	\$ -
Cash Fund Balance Transferred In	\$ 4,567.56	\$ -
Adjusted Cash Balance	\$ 201,434.46	\$ 21,471.74
Ad Valorem Tax Apportioned To Year In Caption	\$ -	\$ -
Sources of Revenue		
9000 Interest, Mortgage Tax	\$ -	\$ -
9100 Local Revenues	\$ 227,670.00	\$ -
9200 State Revenues	\$ -	\$ -
9300 Federal Revenues	\$ -	\$ -
9400 Miscellaneous Revenues	\$ 2,375.74	\$ -
9500 Special Assessments	\$ -	\$ -
9600 Other Revenues	\$ -	\$ -
9700 School Revenues	\$ -	\$ -
All Other Non-Tax Revenues	\$ -	\$ -
Sales Tax and Sales Tax Interest	\$ -	\$ -
Cash Fund Balance Forward From Preceding Year	\$ 21,242.24	\$ -
Prior Expenditures Recovered	\$ -	\$ -
TOTAL RECEIPTS	\$ 251,287.98	\$ -
TOTAL RECEIPTS AND BALANCE	\$ 452,722.44	\$ 21,471.74
Warrants of Year in Caption	\$ 97,237.45	\$ 229.50
Interest Paid Thereon	\$ -	\$ -
TOTAL DISBURSEMENTS	\$ 97,237.45	\$ 229.50
CASH BALANCE JUNE 30, 2021	\$ 355,484.99	\$ 21,242.24
Reserve for Warrants Outstanding	\$ 650.00	\$ -
Reserve for Interest on Warrants	\$ -	\$ -
Reserves From Schedule 8	\$ 2,434.25	\$ -
TOTAL LIABILITES AND RESERVE	\$ 3,084.25	\$ -
DEFICIT:	\$ -	\$ -
CASH BALANCE FORWARD TO NEXT YEAR	\$ 352,400.74	\$ 21,242.24

Schedule 9: County Clerk Records Management And Preservation Fund Summary of Expenses				
Total for Expenses	Net Appropriations July 1, 2021	Warrants Issued	Reserves	Approved by County Excise Board
1100 Total Salaries	\$ -	\$ -	\$ -	\$ -
1200 Fringe Benefits	\$ -	\$ -	\$ -	\$ -
1300 Travel Related	\$ -	\$ -	\$ -	\$ -
2000 Total Maintenance & Operations	\$ 407,837.95	\$ 97,887.45	\$ 2,434.25	\$ 352,400.74
4100 Total Machinery & Equipment, Capital Outlay	\$ -	\$ -	\$ -	\$ -
All Other Expenses	\$ -	\$ -	\$ -	\$ -
TOTAL EXPENDITURES 2020-21 FISCAL YEAR	\$ 407,837.95	\$ 97,887.45	\$ 2,434.25	\$ 352,400.74

COURT CLERK PAYROLL COVERING THE PERIOD 7/1/2020 TO 6/30/2021
ESTIMATE OF NEEDS FOR 2021-2022

I-1211

COURT CLERK PAYROLL

Schedule 1: Current Balance Sheet - June 30, 2021	
ASSETS:	
Cash Balances	\$ 33,640.58
Investments	\$ -
TOTAL ASSETS	\$ 33,640.58
LIABILITIES AND RESERVES:	
Warrants Outstanding	\$ 8,347.01
Reserve for Interest on Warrants	\$ -
Reserves From Schedule 3	\$ -
TOTAL LIABILITIES AND RESERVES	\$ 8,347.01
CASH FUND BALANCE JUNE 30, 2021	\$ 25,293.57
TOTAL LIABILITIES, RESERVES AND CASH FUND BALANCE	\$ 33,640.58

Schedule 5: Court Clerk Payroll Fund Balance Sheet of Current and All Prior Years		
CURRENT AND ALL PRIOR YEARS	2020-21	PRE-2020
Cash Balance Reported to Excise Board June 30, 2020	\$ -	\$ 23,401.35
Opening Balance from Prior Year	\$ 8,935.39	\$ 8,935.39
Cash Fund Balance Transferred Out	\$ -	\$ -
Cash Fund Balance Transferred In	\$ 30,200.00	\$ -
Adjusted Cash Balance	\$ 39,135.39	\$ 14,465.96
Ad Valorem Tax Apportioned To Year In Caption	\$ -	\$ -
Sources of Revenue		
9000 Interest, Mortgage Tax	\$ -	\$ -
9100 Local Revenues	\$ 266,730.00	\$ -
9200 State Revenues	\$ -	\$ -
9300 Federal Revenues	\$ -	\$ -
9400 Miscellaneous Revenues	\$ -	\$ -
9500 Special Assessments	\$ -	\$ -
9600 Other Revenues	\$ -	\$ -
9700 School Revenues	\$ -	\$ -
All Other Non-Tax Revenues	\$ -	\$ -
Sales Tax and Sales Tax Interest	\$ -	\$ -
Cash Fund Balance Forward From Preceding Year	\$ -	\$ -
Prior Expenditures Recovered	\$ -	\$ -
TOTAL RECEIPTS	\$ 266,730.00	\$ -
TOTAL RECEIPTS AND BALANCE	\$ 305,865.39	\$ 14,465.96
Warrants of Year in Caption	\$ 272,224.81	\$ 14,465.96
Interest Paid Thereon	\$ -	\$ -
TOTAL DISBURSEMENTS	\$ 272,224.81	\$ 14,465.96
CASH BALANCE JUNE 30, 2021	\$ 33,640.58	\$ -
Reserve for Warrants Outstanding	\$ 8,347.01	\$ -
Reserve for Interest on Warrants	\$ -	\$ -
Reserves From Schedule 8	\$ -	\$ -
TOTAL LIABILITIES AND RESERVE	\$ 8,347.01	\$ -
DEFICIT:	\$ -	\$ -
CASH BALANCE FORWARD TO NEXT YEAR	\$ 25,293.57	\$ -

Schedule 9: Court Clerk Payroll Fund Summary of Expenses				
Total for Expenses	Net Appropriations July 1, 2021	Warrants Issued	Reserves	Approved by County Excise Board
1100 Total Salaries	\$ 305,865.39	\$ 280,571.82	\$ -	\$ 25,293.57
1200 Fringe Benefits	\$ -	\$ -	\$ -	\$ -
1300 Travel Related	\$ -	\$ -	\$ -	\$ -
2000 Total Maintenance & Operations	\$ -	\$ -	\$ -	\$ -
4100 Total Machinery & Equipment, Capital Outlay	\$ -	\$ -	\$ -	\$ -
All Other Expenses	\$ -	\$ -	\$ -	\$ -
TOTAL EXPENDITURES 2020-21 FISCAL YEAR	\$ 305,865.39	\$ 280,571.82	\$ -	\$ 25,293.57

I-1217

JUVENILE DETENTION

Schedule 1: Current Balance Sheet - June 30, 2021	
ASSETS:	
Cash Balances	\$ 1,944.57
Investments	\$ -
TOTAL ASSETS	\$ 1,944.57
LIABILITIES AND RESERVES:	
Warrants Outstanding	\$ -
Reserve for Interest on Warrants	\$ -
Reserves From Schedule 3	\$ -
TOTAL LIABILITIES AND RESERVES	\$ -
CASH FUND BALANCE JUNE 30, 2021	\$ 1,944.57
TOTAL LIABILITIES, RESERVES AND CASH FUND BALANCE	\$ 1,944.57

Schedule 5: Juvenile Detention Fund Balance Sheet of Current and All Prior Years		
CURRENT AND ALL PRIOR YEARS	2020-21	PRE-2020
Cash Balance Reported to Excise Board June 30, 2020	\$ -	\$ 1,944.57
Opening Balance from Prior Year	\$ 1,944.57	\$ 1,944.57
Cash Fund Balance Transferred Out	\$ -	\$ -
Cash Fund Balance Transferred In	\$ -	\$ -
Adjusted Cash Balance	\$ 1,944.57	\$ -
Ad Valorem Tax Apportioned To Year In Caption	\$ -	\$ -
Sources of Revenue		
9000 Interest, Mortgage Tax	\$ -	\$ -
9100 Local Revenues	\$ -	\$ -
9200 State Revenues	\$ -	\$ -
9300 Federal Revenues	\$ -	\$ -
9400 Miscellaneous Revenues	\$ -	\$ -
9500 Special Assessments	\$ -	\$ -
9600 Other Revenues	\$ -	\$ -
9700 School Revenues	\$ -	\$ -
All Other Non-Tax Revenues	\$ -	\$ -
Sales Tax and Sales Tax Interest	\$ -	\$ -
Cash Fund Balance Forward From Preceding Year	\$ -	\$ -
Prior Expenditures Recovered	\$ -	\$ -
TOTAL RECEIPTS	\$ -	\$ -
TOTAL RECEIPTS AND BALANCE	\$ 1,944.57	\$ -
Warrants of Year in Caption	\$ -	\$ -
Interest Paid Thereon	\$ -	\$ -
TOTAL DISBURSEMENTS	\$ -	\$ -
CASH BALANCE JUNE 30, 2021	\$ 1,944.57	\$ -
Reserve for Warrants Outstanding	\$ -	\$ -
Reserve for Interest on Warrants	\$ -	\$ -
Reserves From Schedule 8	\$ -	\$ -
TOTAL LIABILITES AND RESERVE	\$ -	\$ -
DEFICIT:	\$ -	\$ -
CASH BALANCE FORWARD TO NEXT YEAR	\$ 1,944.57	\$ -

Schedule 9: Juvenile Detention Fund Summary of Expenses				
Total for Expenses	Net Appropriations July 1, 2021	Warrants Issued	Reserves	Approved by County Excise Board
1100 Total Salaries	\$ -	\$ -	\$ -	\$ -
1200 Fringe Benefits	\$ -	\$ -	\$ -	\$ -
1300 Travel Related	\$ -	\$ -	\$ -	\$ -
2000 Total Maintenance & Operations	\$ 1,944.57	\$ -	\$ -	\$ -
4100 Total Machinery & Equipment, Capital Outlay	\$ -	\$ -	\$ -	\$ 1,944.57
All Other Expenses	\$ -	\$ -	\$ -	\$ -
TOTAL EXPENDITURES 2020-21 FISCAL YEAR	\$ 1,944.57	\$ -	\$ -	\$ 1,944.57

I-1218

LOCAL EMERGENCY PLANNING COMMITTEE

Schedule 1: Current Balance Sheet - June 30, 2021	
ASSETS:	
Cash Balances	\$ 2,131.24
Investments	\$ -
TOTAL ASSETS	\$ 2,131.24
LIABILITIES AND RESERVES:	
Warrants Outstanding	\$ -
Reserve for Interest on Warrants	\$ -
Reserves From Schedule 3	\$ -
TOTAL LIABILITIES AND RESERVES	\$ -
CASH FUND BALANCE JUNE 30, 2021	\$ 2,131.24
TOTAL LIABILITIES, RESERVES AND CASH FUND BALANCE	\$ 2,131.24

Schedule 5: Local Emergency Planning Committee Fund Balance Sheet of Current and All Prior Years		
CURRENT AND ALL PRIOR YEARS	2020-21	PRE-2020
Cash Balance Reported to Excise Board June 30, 2020	\$ -	\$ 1,131.24
Opening Balance from Prior Year	\$ 1,131.24	\$ 1,131.24
Cash Fund Balance Transferred Out	\$ -	\$ -
Cash Fund Balance Transferred In	\$ -	\$ -
Adjusted Cash Balance	\$ 1,131.24	\$ -
Ad Valorem Tax Apportioned To Year In Caption	\$ -	\$ -
Sources of Revenue		
9000 Interest, Mortgage Tax	\$ -	\$ -
9100 Local Revenues	\$ -	\$ -
9200 State Revenues	\$ 1,000.00	\$ -
9300 Federal Revenues	\$ -	\$ -
9400 Miscellaneous Revenues	\$ -	\$ -
9500 Special Assessments	\$ -	\$ -
9600 Other Revenues	\$ -	\$ -
9700 School Revenues	\$ -	\$ -
All Other Non-Tax Revenues	\$ -	\$ -
Sales Tax and Sales Tax Interest	\$ -	\$ -
Cash Fund Balance Forward From Preceding Year	\$ -	\$ -
Prior Expenditures Recovered	\$ -	\$ -
TOTAL RECEIPTS	\$ 1,000.00	\$ -
TOTAL RECEIPTS AND BALANCE	\$ 2,131.24	\$ -
Warrants of Year in Caption	\$ -	\$ -
Interest Paid Thereon	\$ -	\$ -
TOTAL DISBURSEMENTS	\$ -	\$ -
CASH BALANCE JUNE 30, 2021	\$ 2,131.24	\$ -
Reserve for Warrants Outstanding	\$ -	\$ -
Reserve for Interest on Warrants	\$ -	\$ -
Reserves From Schedule 8	\$ -	\$ -
TOTAL LIABILITES AND RESERVE	\$ -	\$ -
DEFICIT:	\$ -	\$ -
CASH BALANCE FORWARD TO NEXT YEAR	\$ 2,131.24	\$ -

Schedule 9: Local Emergency Planning Committee Fund Summary of Expenses				
Total for Expenses	Net Appropriations July 1, 2021	Warrants Issued	Reserves	Approved by County Excise Board
1100 Total Salaries	\$ -	\$ -	\$ -	\$ -
1200 Fringe Benefits	\$ -	\$ -	\$ -	\$ -
1300 Travel Related	\$ -	\$ -	\$ -	\$ -
2000 Total Maintenance & Operations	\$ 2,131.24	\$ -	\$ -	\$ 2,131.24
4100 Total Machinery & Equipment, Capital Outlay	\$ -	\$ -	\$ -	\$ -
All Other Expenses	\$ -	\$ -	\$ -	\$ -
TOTAL EXPENDITURES 2020-21 FISCAL YEAR	\$ 2,131.24	\$ -	\$ -	\$ 2,131.24

PLANNING AND ZONING COVERING THE PERIOD 7/1/2020 TO 6/30/2021
ESTIMATE OF NEEDS FOR 2021-2022

I-1219

PLANNING AND ZONING

Schedule I: Current Balance Sheet - June 30, 2021	
ASSETS:	
Cash Balances	\$ 537,275.95
Investments	\$ -
TOTAL ASSETS	\$ 537,275.95
LIABILITIES AND RESERVES:	
Warrants Outstanding	\$ 6,820.04
Reserve for Interest on Warrants	\$ -
Reserves From Schedule 3	\$ 8,533.59
TOTAL LIABILITIES AND RESERVES	\$ 15,353.63
CASH FUND BALANCE JUNE 30, 2021	\$ 521,922.32
TOTAL LIABILITIES, RESERVES AND CASH FUND BALANCE	\$ 537,275.95

Schedule 5: Planning And Zoning Fund Balance Sheet of Current and All Prior Years		
CURRENT AND ALL PRIOR YEARS	2020-21	PRE-2020
Cash Balance Reported to Excise Board June 30, 2020	\$ -	\$ 410,326.87
Opening Balance from Prior Year	\$ 399,684.30	\$ 399,684.30
Cash Fund Balance Transferred Out	\$ -	\$ -
Cash Fund Balance Transferred In	\$ 1,934.52	\$ -
Adjusted Cash Balance	\$ 401,618.82	\$ 10,642.57
Ad Valorem Tax Apportioned To Year In Caption	\$ -	\$ -
Sources of Revenue		
9000 Interest, Mortgage Tax	\$ -	\$ -
9100 Local Revenues	\$ 387,579.08	\$ -
9200 State Revenues	\$ -	\$ -
9300 Federal Revenues	\$ -	\$ -
9400 Miscellaneous Revenues	\$ 2,464.98	\$ -
9500 Special Assessments	\$ -	\$ -
9600 Other Revenues	\$ -	\$ -
9700 School Revenues	\$ -	\$ -
All Other Non-Tax Revenues	\$ -	\$ -
Sales Tax and Sales Tax Interest	\$ -	\$ -
Cash Fund Balance Forward From Preceding Year	\$ 725.03	\$ -
Prior Expenditures Recovered	\$ -	\$ -
TOTAL RECEIPTS	\$ 390,769.09	\$ -
TOTAL RECEIPTS AND BALANCE	\$ 792,387.91	\$ 10,642.57
Warrants of Year in Caption	\$ 255,111.96	\$ 9,917.54
Interest Paid Thereon	\$ -	\$ -
TOTAL DISBURSEMENTS	\$ 255,111.96	\$ 9,917.54
CASH BALANCE JUNE 30, 2021	\$ 537,275.95	\$ 725.03
Reserve for Warrants Outstanding	\$ 6,820.04	\$ -
Reserve for Interest on Warrants	\$ -	\$ -
Reserves From Schedule 8	\$ 8,533.59	\$ -
TOTAL LIABILITES AND RESERVE	\$ 15,353.63	\$ -
DEFICIT:	\$ -	\$ -
CASH BALANCE FORWARD TO NEXT YEAR	\$ 521,922.32	\$ 725.03

Schedule 9: Planning And Zoning Fund Summary of Expenses				
Total for Expenses	Net Appropriations July 1, 2021	Warrants Issued	Reserves	Approved by County Excise Board
1100 Total Salaries	\$ 674,442.62	\$ 221,061.82	\$ -	\$ 490,998.41
1200 Fringe Benefits	\$ -	\$ -	\$ -	\$ -
1300 Travel Related	\$ 21,901.63	\$ 8,364.90	\$ 1,202.59	\$ 12,334.14
2000 Total Maintenance & Operations	\$ 57,926.05	\$ 32,505.28	\$ 7,331.00	\$ 18,089.77
4100 Total Machinery & Equipment, Capital Outlay	\$ 500.00	\$ -	\$ -	\$ 500.00
All Other Expenses	\$ -	\$ -	\$ -	\$ -
TOTAL EXPENDITURES 2020-21 FISCAL YEAR	\$ 754,770.30	\$ 261,932.00	\$ 8,533.59	\$ 521,922.32

RESALE PROPERTY COVERING THE PERIOD 7/1/2020 TO 6/30/2021
ESTIMATE OF NEEDS FOR 2021-2022

I-1220

RESALE PROPERTY

Schedule 1: Current Balance Sheet - June 30, 2021	
ASSETS:	
Cash Balances	\$ 1,187,460.05
Investments	\$ -
TOTAL ASSETS	\$ 1,187,460.05
LIABILITIES AND RESERVES:	
Warrants Outstanding	\$ 25,342.41
Reserve for Interest on Warrants	\$ -
Reserves From Schedule 3	\$ 26,816.26
TOTAL LIABILITIES AND RESERVES	\$ 52,158.67
CASH FUND BALANCE JUNE 30, 2021	\$ 1,135,301.38
TOTAL LIABILITIES, RESERVES AND CASH FUND BALANCE	\$ 1,187,460.05

Schedule 5: Resale Property Fund Balance Sheet of Current and All Prior Years		
CURRENT AND ALL PRIOR YEARS	2020-21	PRE-2020
Cash Balance Reported to Excise Board June 30, 2020	\$ -	\$ 869,309.62
Opening Balance from Prior Year	\$ 844,198.68	\$ 844,198.68
Cash Fund Balance Transferred Out	\$ -	\$ -
Cash Fund Balance Transferred In	\$ 30,837.37	\$ -
Adjusted Cash Balance	\$ 875,036.05	\$ 25,110.94
Ad Valorem Tax Apportioned To Year In Caption	\$ -	\$ -
Sources of Revenue		
9000 Interest, Mortgage Tax	\$ -	\$ -
9100 Local Revenues	\$ 702,651.91	\$ -
9200 State Revenues	\$ -	\$ -
9300 Federal Revenues	\$ -	\$ -
9400 Miscellaneous Revenues	\$ -	\$ -
9500 Special Assessments	\$ 1,610.60	\$ -
9600 Other Revenues	\$ -	\$ -
9700 School Revenues	\$ -	\$ -
All Other Non-Tax Revenues	\$ -	\$ -
Sales Tax and Sales Tax Interest	\$ -	\$ -
Cash Fund Balance Forward From Preceding Year	\$ 4,111.44	\$ -
Prior Expenditures Recovered	\$ -	\$ -
TOTAL RECEIPTS	\$ 708,373.95	\$ -
TOTAL RECEIPTS AND BALANCE	\$ 1,583,410.00	\$ 25,110.94
Warrants of Year in Caption	\$ 395,949.95	\$ 20,999.50
Interest Paid Thereon	\$ -	\$ -
TOTAL DISBURSEMENTS	\$ 395,949.95	\$ 20,999.50
CASH BALANCE JUNE 30, 2021	\$ 1,187,460.05	\$ 4,111.44
Reserve for Warrants Outstanding	\$ 25,342.41	\$ -
Reserve for Interest on Warrants	\$ -	\$ -
Reserves From Schedule 8	\$ 26,816.26	\$ -
TOTAL LIABILITES AND RESERVE	\$ 52,158.67	\$ -
DEFICIT:	\$ -	\$ -
CASH BALANCE FORWARD TO NEXT YEAR	\$ 1,135,301.38	\$ 4,111.44

Schedule 9: Resale Property Fund Summary of Expenses				
Total for Expenses	Net Appropriations July 1, 2021	Warrants Issued	Reserves	Approved by County Excise Board
1100 Total Salaries	\$ -	\$ -	\$ -	\$ -
1200 Fringe Benefits	\$ -	\$ -	\$ -	\$ -
1300 Travel Related	\$ -	\$ -	\$ -	\$ -
2000 Total Maintenance & Operations	\$ 1,426,853.45	\$ 421,292.36	\$ 26,816.26	\$ 1,135,301.38
4100 Total Machinery & Equipment, Capital Outlay	\$ -	\$ -	\$ -	\$ -
All Other Expenses	\$ -	\$ -	\$ -	\$ -
TOTAL EXPENDITURES 2020-21 FISCAL YEAR	\$ 1,426,853.45	\$ 421,292.36	\$ 26,816.26	\$ 1,135,301.38

I-1222

SHERIFF BOARD OF PRISONERS

Schedule 1: Current Balance Sheet - June 30, 2021	
ASSETS:	
Cash Balances	\$ 5,521.93
Investments	\$ -
TOTAL ASSETS	\$ 5,521.93
LIABILITIES AND RESERVES:	
Warrants Outstanding	\$ -
Reserve for Interest on Warrants	\$ -
Reserves From Schedule 3	\$ 200.00
TOTAL LIABILITIES AND RESERVES	\$ 200.00
CASH FUND BALANCE JUNE 30, 2021	\$ 5,321.93
TOTAL LIABILITIES, RESERVES AND CASH FUND BALANCE	\$ 5,521.93

Schedule 5: Sheriff Board Of Prisoners Fund Balance Sheet of Current and All Prior Years		
CURRENT AND ALL PRIOR YEARS	2020-21	PRE-2020
Cash Balance Reported to Excise Board June 30, 2020	\$ -	\$ 26,569.09
Opening Balance from Prior Year	\$ 25,629.09	\$ 25,629.09
Cash Fund Balance Transferred Out	\$ -	\$ -
Cash Fund Balance Transferred In	\$ -	\$ -
Adjusted Cash Balance	\$ 25,629.09	\$ 940.00
Ad Valorem Tax Apportioned To Year In Caption	\$ -	\$ -
Sources of Revenue		
9000 Interest, Mortgage Tax	\$ -	\$ -
9100 Local Revenues	\$ -	\$ -
9200 State Revenues	\$ -	\$ -
9300 Federal Revenues	\$ -	\$ -
9400 Miscellaneous Revenues	\$ -	\$ -
9500 Special Assessments	\$ -	\$ -
9600 Other Revenues	\$ -	\$ -
9700 School Revenues	\$ -	\$ -
All Other Non-Tax Revenues	\$ -	\$ -
Sales Tax and Sales Tax Interest	\$ -	\$ -
Cash Fund Balance Forward From Preceding Year	\$ -	\$ -
Prior Expenditures Recovered	\$ -	\$ -
TOTAL RECEIPTS	\$ -	\$ -
TOTAL RECEIPTS AND BALANCE	\$ 25,629.09	\$ 940.00
Warrants of Year in Caption	\$ 20,107.16	\$ 940.00
Interest Paid Thereon	\$ -	\$ -
TOTAL DISBURSEMENTS	\$ 20,107.16	\$ 940.00
CASH BALANCE JUNE 30, 2021	\$ 5,521.93	\$ -
Reserve for Warrants Outstanding	\$ -	\$ -
Reserve for Interest on Warrants	\$ -	\$ -
Reserves From Schedule 8	\$ 200.00	\$ -
TOTAL LIABILITES AND RESERVE	\$ 200.00	\$ -
DEFICIT:	\$ -	\$ -
CASH BALANCE FORWARD TO NEXT YEAR	\$ 5,321.93	\$ -

Schedule 9: Sheriff Board Of Prisoners Fund Summary of Expenses				
Total for Expenses	Net Appropriations July 1, 2021	Warrants Issued	Reserves	Approved by County Excise Board
1100 Total Salaries	\$ -	\$ -	\$ -	\$ -
1200 Fringe Benefits	\$ -	\$ -	\$ -	\$ -
1300 Travel Related	\$ -	\$ -	\$ -	\$ -
2000 Total Maintenance & Operations	\$ 20,890.74	\$ 20,107.16	\$ 200.00	\$ 5,321.93
4100 Total Machinery & Equipment, Capital Outlay	\$ -	\$ -	\$ -	\$ -
All Other Expenses	\$ -	\$ -	\$ -	\$ -
TOTAL EXPENDITURES 2020-21 FISCAL YEAR	\$ 20,890.74	\$ 20,107.16	\$ 200.00	\$ 5,321.93

SHERIFF COMMISSARY COVERING THE PERIOD 7/1/2020 TO 6/30/2021
ESTIMATE OF NEEDS FOR 2021-2022

I-1223

SHERIFF COMMISSARY

Schedule 1: Current Balance Sheet - June 30, 2021	
ASSETS:	
Cash Balances	\$ 117,142.38
Investments	\$ -
TOTAL ASSETS	\$ 117,142.38
LIABILITIES AND RESERVES:	
Warrants Outstanding	\$ 7,415.88
Reserve for Interest on Warrants	\$ -
Reserves From Schedule 3	\$ 17,769.92
TOTAL LIABILITIES AND RESERVES	\$ 25,185.80
CASH FUND BALANCE JUNE 30, 2021	\$ 91,956.58
TOTAL LIABILITIES, RESERVES AND CASH FUND BALANCE	\$ 117,142.38

Schedule 5: Sheriff Commissary Fund Balance Sheet of Current and All Prior Years		
CURRENT AND ALL PRIOR YEARS	2020-21	PRE-2020
Cash Balance Reported to Excise Board June 30, 2020	\$ -	\$ 114,421.39
Opening Balance from Prior Year	\$ 62,326.16	\$ 62,326.16
Cash Fund Balance Transferred Out	\$ -	\$ -
Cash Fund Balance Transferred In	\$ 4,247.85	\$ -
Adjusted Cash Balance	\$ 66,574.01	\$ 52,095.23
Ad Valorem Tax Apportioned To Year In Caption	\$ -	\$ -
Sources of Revenue		
9000 Interest, Mortgage Tax	\$ -	\$ -
9100 Local Revenues	\$ 122,564.34	\$ -
9200 State Revenues	\$ -	\$ -
9300 Federal Revenues	\$ -	\$ -
9400 Miscellaneous Revenues	\$ -	\$ -
9500 Special Assessments	\$ -	\$ -
9600 Other Revenues	\$ -	\$ -
9700 School Revenues	\$ -	\$ -
All Other Non-Tax Revenues	\$ -	\$ -
Sales Tax and Sales Tax Interest	\$ -	\$ -
Cash Fund Balance Forward From Preceding Year	\$ 28,179.03	\$ -
Prior Expenditures Recovered	\$ -	\$ -
TOTAL RECEIPTS	\$ 150,743.37	\$ -
TOTAL RECEIPTS AND BALANCE	\$ 217,317.38	\$ 52,095.23
Warrants of Year in Caption	\$ 100,175.00	\$ 23,916.20
Interest Paid Thereon	\$ -	\$ -
TOTAL DISBURSEMENTS	\$ 100,175.00	\$ 23,916.20
CASH BALANCE JUNE 30, 2021	\$ 117,142.38	\$ 28,179.03
Reserve for Warrants Outstanding	\$ 7,415.88	\$ -
Reserve for Interest on Warrants	\$ -	\$ -
Reserves From Schedule 8	\$ 17,769.92	\$ -
TOTAL LIABILITES AND RESERVE	\$ 25,185.80	\$ -
DEFICIT:	\$ -	\$ -
CASH BALANCE FORWARD TO NEXT YEAR	\$ 91,956.58	\$ 28,179.03

Schedule 9: Sheriff Commissary Fund Summary of Expenses				
Total for Expenses	Net Appropriations July 1, 2021	Warrants Issued	Reserves	Approved by County Excise Board
1100 Total Salaries	\$ -	\$ -	\$ -	\$ -
1200 Fringe Benefits	\$ -	\$ -	\$ -	\$ -
1300 Travel Related	\$ -	\$ -	\$ -	\$ -
2000 Total Maintenance & Operations	\$ 177,252.95	\$ 107,590.88	\$ 17,769.92	\$ 91,956.58
4100 Total Machinery & Equipment, Capital Outlay	\$ -	\$ -	\$ -	\$ -
All Other Expenses	\$ -	\$ -	\$ -	\$ -
TOTAL EXPENDITURES 2020-21 FISCAL YEAR	\$ 177,252.95	\$ 107,590.88	\$ 17,769.92	\$ 91,956.58

I-1224

SHERIFF COMMUNITY SERVICE SENTENCING PROGRAM

Schedule 1: Current Balance Sheet - June 30, 2021	
ASSETS:	
Cash Balances	\$ 98,156.10
Investments	\$ -
TOTAL ASSETS	\$ 98,156.10
LIABILITIES AND RESERVES:	
Warrants Outstanding	\$ 3,076.59
Reserve for Interest on Warrants	\$ -
Reserves From Schedule 3	\$ 408.54
TOTAL LIABILITIES AND RESERVES	\$ 3,485.13
CASH FUND BALANCE JUNE 30, 2021	\$ 94,670.97
TOTAL LIABILITIES, RESERVES AND CASH FUND BALANCE	\$ 98,156.10

Schedule 5: Sheriff Community Service Sentencing Program Fund Balance Sheet of Current and All Prior Years		
CURRENT AND ALL PRIOR YEARS	2020-21	PRE-2020
Cash Balance Reported to Excise Board June 30, 2020	\$ -	\$ 115,394.51
Opening Balance from Prior Year	\$ 109,078.12	\$ 109,078.12
Cash Fund Balance Transferred Out	\$ -	\$ -
Cash Fund Balance Transferred In	\$ -	\$ -
Adjusted Cash Balance	\$ 109,078.12	\$ 6,316.39
Ad Valorem Tax Apportioned To Year In Caption	\$ -	\$ -
Sources of Revenue		
9000 Interest, Mortgage Tax	\$ -	\$ -
9100 Local Revenues	\$ -	\$ -
9200 State Revenues	\$ 97,172.71	\$ -
9300 Federal Revenues	\$ -	\$ -
9400 Miscellaneous Revenues	\$ -	\$ -
9500 Special Assessments	\$ -	\$ -
9600 Other Revenues	\$ -	\$ -
9700 School Revenues	\$ -	\$ -
All Other Non-Tax Revenues	\$ -	\$ -
Sales Tax and Sales Tax Interest	\$ -	\$ -
Cash Fund Balance Forward From Preceding Year	\$ 231.28	\$ -
Prior Expenditures Recovered	\$ -	\$ -
TOTAL RECEIPTS	\$ 97,403.99	\$ -
TOTAL RECEIPTS AND BALANCE	\$ 206,482.11	\$ 6,316.39
Warrants of Year in Caption	\$ 108,326.01	\$ 6,085.11
Interest Paid Thereon	\$ -	\$ -
TOTAL DISBURSEMENTS	\$ 108,326.01	\$ 6,085.11
CASH BALANCE JUNE 30, 2021	\$ 98,156.10	\$ 231.28
Reserve for Warrants Outstanding	\$ 3,076.59	\$ -
Reserve for Interest on Warrants	\$ -	\$ -
Reserves From Schedule 8	\$ 408.54	\$ -
TOTAL LIABILITES AND RESERVE	\$ 3,485.13	\$ -
DEFICIT:	\$ -	\$ -
CASH BALANCE FORWARD TO NEXT YEAR	\$ 94,670.97	\$ 231.28

Schedule 9: Sheriff Community Service Sentencing Program Fund Summary of Expenses				
Total for Expenses	Net Appropriations July 1, 2021	Warrants Issued	Reserves	Approved by County Excise Board
1100 Total Salaries	\$ -	\$ -	\$ -	\$ -
1200 Fringe Benefits	\$ -	\$ -	\$ -	\$ -
1300 Travel Related	\$ -	\$ -	\$ -	\$ -
2000 Total Maintenance & Operations	\$ 200,083.77	\$ 111,402.60	\$ 408.54	\$ 94,670.97
4100 Total Machinery & Equipment, Capital Outlay	\$ -	\$ -	\$ -	\$ -
All Other Expenses	\$ -	\$ -	\$ -	\$ -
TOTAL EXPENDITURES 2020-21 FISCAL YEAR	\$ 200,083.77	\$ 111,402.60	\$ 408.54	\$ 94,670.97

SHERIFF FORFEITURE COVERING THE PERIOD 7/1/2020 TO 6/30/2021
ESTIMATE OF NEEDS FOR 2021-2022

I-1225

SHERIFF FORFEITURE

Schedule 1: Current Balance Sheet - June 30, 2021	
ASSETS:	
Cash Balances	\$ 120.78
Investments	\$ -
TOTAL ASSETS	\$ 120.78
LIABILITIES AND RESERVES:	
Warrants Outstanding	\$ -
Reserve for Interest on Warrants	\$ -
Reserves From Schedule 3	\$ -
TOTAL LIABILITIES AND RESERVES	\$ -
CASH FUND BALANCE JUNE 30, 2021	\$ 120.78
TOTAL LIABILITIES, RESERVES AND CASH FUND BALANCE	\$ 120.78

Schedule 5: Sheriff Forfeiture Fund Balance Sheet of Current and All Prior Years		
CURRENT AND ALL PRIOR YEARS	2020-21	PRE-2020
Cash Balance Reported to Excise Board June 30, 2020	\$ -	\$ 120.78
Opening Balance from Prior Year	\$ 120.78	\$ 120.78
Cash Fund Balance Transferred Out	\$ -	\$ -
Cash Fund Balance Transferred In	\$ -	\$ -
Adjusted Cash Balance	\$ 120.78	\$ -
Ad Valorem Tax Apportioned To Year In Caption	\$ -	\$ -
Sources of Revenue		
9000 Interest, Mortgage Tax	\$ -	\$ -
9100 Local Revenues	\$ -	\$ -
9200 State Revenues	\$ -	\$ -
9300 Federal Revenues	\$ -	\$ -
9400 Miscellaneous Revenues	\$ -	\$ -
9500 Special Assessments	\$ -	\$ -
9600 Other Revenues	\$ -	\$ -
9700 School Revenues	\$ -	\$ -
All Other Non-Tax Revenues	\$ -	\$ -
Sales Tax and Sales Tax Interest	\$ -	\$ -
Cash Fund Balance Forward From Preceding Year	\$ -	\$ -
Prior Expenditures Recovered	\$ -	\$ -
TOTAL RECEIPTS	\$ -	\$ -
TOTAL RECEIPTS AND BALANCE	\$ 120.78	\$ -
Warrants of Year in Caption	\$ -	\$ -
Interest Paid Thereon	\$ -	\$ -
TOTAL DISBURSEMENTS	\$ -	\$ -
CASH BALANCE JUNE 30, 2021	\$ 120.78	\$ -
Reserve for Warrants Outstanding	\$ -	\$ -
Reserve for Interest on Warrants	\$ -	\$ -
Reserves From Schedule 8	\$ -	\$ -
TOTAL LIABILITES AND RESERVE	\$ -	\$ -
DEFICIT:	\$ -	\$ -
CASH BALANCE FORWARD TO NEXT YEAR	\$ 120.78	\$ -

Schedule 9: Sheriff Forfeiture Fund Summary of Expenses				
Total for Expenses	Net Appropriations July 1, 2021	Warrants Issued	Reserves	Approved by County Excise Board
1100 Total Salaries	\$ -	\$ -	\$ -	\$ -
1200 Fringe Benefits	\$ -	\$ -	\$ -	\$ -
1300 Travel Related	\$ -	\$ -	\$ -	\$ -
2000 Total Maintenance & Operations	\$ 120.78	\$ -	\$ -	\$ 120.78
4100 Total Machinery & Equipment, Capital Outlay	\$ -	\$ -	\$ -	\$ -
All Other Expenses	\$ -	\$ -	\$ -	\$ -
TOTAL EXPENDITURES 2020-21 FISCAL YEAR	\$ 120.78	\$ -	\$ -	\$ 120.78

I-1226

SHERIFF SERVICE FEE

Schedule 1: Current Balance Sheet - June 30, 2021	
ASSETS:	
Cash Balances	\$ 457,975.74
Investments	\$ -
TOTAL ASSETS	\$ 457,975.74
LIABILITIES AND RESERVES:	
Warrants Outstanding	\$ 6,550.67
Reserve for Interest on Warrants	\$ -
Reserves From Schedule 3	\$ 44,880.74
TOTAL LIABILITIES AND RESERVES	\$ 51,431.41
CASH FUND BALANCE JUNE 30, 2021	\$ 406,544.33
TOTAL LIABILITIES, RESERVES AND CASH FUND BALANCE	\$ 457,975.74

Schedule 5: Sheriff Service Fee Fund Balance Sheet of Current and All Prior Years		
CURRENT AND ALL PRIOR YEARS	2020-21	PRE-2020
Cash Balance Reported to Excise Board June 30, 2020	\$ -	\$ 302,769.10
Opening Balance from Prior Year	\$ 215,515.62	\$ 215,515.62
Cash Fund Balance Transferred Out	\$ -	\$ -
Cash Fund Balance Transferred In	\$ 1,468.79	\$ -
Adjusted Cash Balance	\$ 216,984.41	\$ 87,253.48
Ad Valorem Tax Apportioned To Year In Caption	\$ -	\$ -
Sources of Revenue		
9000 Interest, Mortgage Tax	\$ -	\$ -
9100 Local Revenues	\$ 659,716.13	\$ -
9200 State Revenues	\$ -	\$ -
9300 Federal Revenues	\$ 200.00	\$ -
9400 Miscellaneous Revenues	\$ 11,582.00	\$ -
9500 Special Assessments	\$ 10.00	\$ -
9600 Other Revenues	\$ -	\$ -
9700 School Revenues	\$ -	\$ -
All Other Non-Tax Revenues	\$ -	\$ -
Sales Tax and Sales Tax Interest	\$ -	\$ -
Cash Fund Balance Forward From Preceding Year	\$ 17,613.05	\$ -
Prior Expenditures Recovered	\$ -	\$ -
TOTAL RECEIPTS	\$ 689,121.18	\$ -
TOTAL RECEIPTS AND BALANCE	\$ 906,105.59	\$ 87,253.48
Warrants of Year in Caption	\$ 448,129.85	\$ 69,640.43
Interest Paid Thereon	\$ -	\$ -
TOTAL DISBURSEMENTS	\$ 448,129.85	\$ 69,640.43
CASH BALANCE JUNE 30, 2021	\$ 457,975.74	\$ 17,613.05
Reserve for Warrants Outstanding	\$ 6,550.67	\$ -
Reserve for Interest on Warrants	\$ -	\$ -
Reserves From Schedule 8	\$ 44,880.74	\$ -
TOTAL LIABILITES AND RESERVE	\$ 51,431.41	\$ -
DEFICIT:	\$ -	\$ -
CASH BALANCE FORWARD TO NEXT YEAR	\$ 406,544.33	\$ 17,613.05

Schedule 9: Sheriff Service Fee Fund Summary of Expenses				
Total for Expenses	Net Appropriations July 1, 2021	Warrants Issued	Reserves	Approved by County Excise Board
1100 Total Salaries	\$ 50,637.42	\$ 1,896.72	\$ -	\$ 48,740.70
1200 Fringe Benefits	\$ -	\$ -	\$ -	\$ -
1300 Travel Related	\$ -	\$ -	\$ -	\$ -
2000 Total Maintenance & Operations	\$ 756,263.31	\$ 452,783.80	\$ 44,880.74	\$ 357,580.15
4100 Total Machinery & Equipment, Capital Outlay	\$ 223.48	\$ -	\$ -	\$ 223.48
All Other Expenses	\$ -	\$ -	\$ -	\$ -
TOTAL EXPENDITURES 2020-21 FISCAL YEAR	\$ 807,124.21	\$ 454,680.52	\$ 44,880.74	\$ 406,544.33

TRASH COP COVERING THE PERIOD 7/1/2020 TO 6/30/2021
ESTIMATE OF NEEDS FOR 2021-2022

I-1229

TRASH COP

Schedule 1: Current Balance Sheet - June 30, 2021	
ASSETS:	
Cash Balances	\$ 7,742.82
Investments	\$ -
TOTAL ASSETS	\$ 7,742.82
LIABILITIES AND RESERVES:	
Warrants Outstanding	\$ 1,366.96
Reserve for Interest on Warrants	\$ -
Reserves From Schedule 3	\$ -
TOTAL LIABILITIES AND RESERVES	\$ 1,366.96
CASH FUND BALANCE JUNE 30, 2021	\$ 6,375.86
TOTAL LIABILITIES, RESERVES AND CASH FUND BALANCE	\$ 7,742.82

Schedule 5: Trash Cop Fund Balance Sheet of Current and All Prior Years		
CURRENT AND ALL PRIOR YEARS	2020-21	PRE-2020
Cash Balance Reported to Excise Board June 30, 2020	\$ -	\$ 17,039.12
Opening Balance from Prior Year	\$ 14,919.48	\$ 14,919.48
Cash Fund Balance Transferred Out	\$ -	\$ -
Cash Fund Balance Transferred In	\$ -	\$ -
Adjusted Cash Balance	\$ 14,919.48	\$ 2,119.64
Ad Valorem Tax Apportioned To Year In Caption	\$ -	\$ -
Sources of Revenue		
9000 Interest, Mortgage Tax	\$ -	\$ -
9100 Local Revenues	\$ -	\$ -
9200 State Revenues	\$ 4,500.00	\$ -
9300 Federal Revenues	\$ -	\$ -
9400 Miscellaneous Revenues	\$ -	\$ -
9500 Special Assessments	\$ -	\$ -
9600 Other Revenues	\$ -	\$ -
9700 School Revenues	\$ -	\$ -
All Other Non-Tax Revenues	\$ -	\$ -
Sales Tax and Sales Tax Interest	\$ -	\$ -
Cash Fund Balance Forward From Preceding Year	\$ -	\$ -
Prior Expenditures Recovered	\$ -	\$ -
TOTAL RECEIPTS	\$ 4,500.00	\$ -
TOTAL RECEIPTS AND BALANCE	\$ 19,419.48	\$ 2,119.64
Warrants of Year in Caption	\$ 11,676.66	\$ 2,119.64
Interest Paid Thereon	\$ -	\$ -
TOTAL DISBURSEMENTS	\$ 11,676.66	\$ 2,119.64
CASH BALANCE JUNE 30, 2021	\$ 7,742.82	\$ -
Reserve for Warrants Outstanding	\$ 1,366.96	\$ -
Reserve for Interest on Warrants	\$ -	\$ -
Reserves From Schedule 8	\$ -	\$ -
TOTAL LIABILITES AND RESERVE	\$ 1,366.96	\$ -
DEFICIT:	\$ -	\$ -
CASH BALANCE FORWARD TO NEXT YEAR	\$ 6,375.86	\$ -

Schedule 9: Trash Cop Fund Summary of Expenses				
Total for Expenses	Net Appropriations July 1, 2021	Warrants Issued	Reserves	Approved by County Excise Board
1100 Total Salaries	\$ 18,275.15	\$ 13,043.62	\$ -	\$ 5,231.53
1200 Fringe Benefits	\$ -	\$ -	\$ -	\$ -
1300 Travel Related	\$ -	\$ -	\$ -	\$ -
2000 Total Maintenance & Operations	\$ 1,144.33	\$ -	\$ -	\$ 1,144.33
4100 Total Machinery & Equipment, Capital Outlay	\$ -	\$ -	\$ -	\$ -
All Other Expenses	\$ -	\$ -	\$ -	\$ -
TOTAL EXPENDITURES 2020-21 FISCAL YEAR	\$ 19,419.48	\$ 13,043.62	\$ -	\$ 6,375.86

I-1230

TREASURER MORTGAGE CERTIFICATION

Schedule 1: Current Balance Sheet - June 30, 2021	
ASSETS:	
Cash Balances	\$ 412,449.35
Investments	\$ -
TOTAL ASSETS	\$ 412,449.35
LIABILITIES AND RESERVES:	
Warrants Outstanding	\$ 1,126.00
Reserve for Interest on Warrants	\$ -
Reserves From Schedule 3	\$ 2,400.00
TOTAL LIABILITIES AND RESERVES	\$ 3,526.00
CASH FUND BALANCE JUNE 30, 2021	\$ 408,923.35
TOTAL LIABILITIES, RESERVES AND CASH FUND BALANCE	\$ 412,449.35

Schedule 5: Treasurer Mortgage Certification Fund Balance Sheet of Current and All Prior Years		
CURRENT AND ALL PRIOR YEARS	2020-21	PRE-2020
Cash Balance Reported to Excise Board June 30, 2020	\$ -	\$ 406,659.89
Opening Balance from Prior Year	\$ 404,333.89	\$ 404,333.89
Cash Fund Balance Transferred Out	\$ -	\$ -
Cash Fund Balance Transferred In	\$ 769.00	\$ -
Adjusted Cash Balance	\$ 405,102.89	\$ 2,326.00
Ad Valorem Tax Apportioned To Year In Caption	\$ -	\$ -
Sources of Revenue		
9000 Interest, Mortgage Tax	\$ 28,985.00	\$ -
9100 Local Revenues	\$ -	\$ -
9200 State Revenues	\$ -	\$ -
9300 Federal Revenues	\$ -	\$ -
9400 Miscellaneous Revenues	\$ -	\$ -
9500 Special Assessments	\$ -	\$ -
9600 Other Revenues	\$ -	\$ -
9700 School Revenues	\$ -	\$ -
All Other Non-Tax Revenues	\$ -	\$ -
Sales Tax and Sales Tax Interest	\$ -	\$ -
Cash Fund Balance Forward From Preceding Year	\$ 74.00	\$ -
Prior Expenditures Recovered	\$ -	\$ -
TOTAL RECEIPTS	\$ 29,059.00	\$ -
TOTAL RECEIPTS AND BALANCE	\$ 434,161.89	\$ 2,326.00
Warrants of Year in Caption	\$ 21,712.54	\$ 2,252.00
Interest Paid Thereon	\$ -	\$ -
TOTAL DISBURSEMENTS	\$ 21,712.54	\$ 2,252.00
CASH BALANCE JUNE 30, 2021	\$ 412,449.35	\$ 74.00
Reserve for Warrants Outstanding	\$ 1,126.00	\$ -
Reserve for Interest on Warrants	\$ -	\$ -
Reserves From Schedule 8	\$ 2,400.00	\$ -
TOTAL LIABILITIES AND RESERVE	\$ 3,526.00	\$ -
DEFICIT:	\$ -	\$ -
CASH BALANCE FORWARD TO NEXT YEAR	\$ 408,923.35	\$ 74.00

Schedule 9: Treasurer Mortgage Certification Fund Summary of Expenses				
Total for Expenses	Net Appropriations July 1, 2021	Warrants Issued	Reserves	Approved by County Excise Board
1100 Total Salaries	\$ -	\$ -	\$ -	\$ -
1200 Fringe Benefits	\$ -	\$ -	\$ -	\$ -
1300 Travel Related	\$ -	\$ -	\$ -	\$ -
2000 Total Maintenance & Operations	\$ 423,848.72	\$ 22,838.54	\$ 2,400.00	\$ 408,923.35
4100 Total Machinery & Equipment, Capital Outlay	\$ -	\$ -	\$ -	\$ -
All Other Expenses	\$ -	\$ -	\$ -	\$ -
TOTAL EXPENDITURES 2020-21 FISCAL YEAR	\$ 423,848.72	\$ 22,838.54	\$ 2,400.00	\$ 408,923.35

DRUG COURT COVERING THE PERIOD 7/1/2020 TO 6/30/2021
ESTIMATE OF NEEDS FOR 2021-2022

I-1233

DRUG COURT

Schedule 1: Current Balance Sheet - June 30, 2021	
ASSETS:	
Cash Balances	\$ 74,825.83
Investments	\$ -
TOTAL ASSETS	\$ 74,825.83
LIABILITIES AND RESERVES:	
Warrants Outstanding	\$ 613.36
Reserve for Interest on Warrants	\$ -
Reserves From Schedule 3	\$ 750.00
TOTAL LIABILITIES AND RESERVES	\$ 1,363.36
CASH FUND BALANCE JUNE 30, 2021	\$ 73,462.47
TOTAL LIABILITIES, RESERVES AND CASH FUND BALANCE	\$ 74,825.83

Schedule 5: Drug Court Fund Balance Sheet of Current and All Prior Years		
CURRENT AND ALL PRIOR YEARS	2020-21	PRE-2020
Cash Balance Reported to Excise Board June 30, 2020	\$ -	\$ 77,967.28
Opening Balance from Prior Year	\$ 69,925.20	\$ 69,925.20
Cash Fund Balance Transferred Out	\$ 375.00	\$ -
Cash Fund Balance Transferred In	\$ 95.98	\$ -
Adjusted Cash Balance	\$ 69,646.18	\$ 8,042.08
Ad Valorem Tax Apportioned To Year In Caption	\$ -	\$ -
Sources of Revenue		
9000 Interest, Mortgage Tax	\$ -	\$ -
9100 Local Revenues	\$ -	\$ -
9200 State Revenues	\$ 85,074.00	\$ -
9300 Federal Revenues	\$ -	\$ -
9400 Miscellaneous Revenues	\$ -	\$ -
9500 Special Assessments	\$ -	\$ -
9600 Other Revenues	\$ -	\$ -
9700 School Revenues	\$ -	\$ -
All Other Non-Tax Revenues	\$ -	\$ -
Sales Tax and Sales Tax Interest	\$ -	\$ -
Cash Fund Balance Forward From Preceding Year	\$ 968.63	\$ -
Prior Expenditures Recovered	\$ -	\$ -
TOTAL RECEIPTS	\$ 86,042.63	\$ -
TOTAL RECEIPTS AND BALANCE	\$ 155,688.81	\$ 8,042.08
Warrants of Year in Caption	\$ 80,862.98	\$ 7,073.45
Interest Paid Thereon	\$ -	\$ -
TOTAL DISBURSEMENTS	\$ 80,862.98	\$ 7,073.45
CASH BALANCE JUNE 30, 2021	\$ 74,825.83	\$ 968.63
Reserve for Warrants Outstanding	\$ 613.36	\$ -
Reserve for Interest on Warrants	\$ -	\$ -
Reserves From Schedule 8	\$ 750.00	\$ -
TOTAL LIABILITES AND RESERVE	\$ 1,363.36	\$ -
DEFICIT:	\$ -	\$ -
CASH BALANCE FORWARD TO NEXT YEAR	\$ 73,462.47	\$ 968.63

Schedule 9: Drug Court Fund Summary of Expenses				
Total for Expenses	Net Appropriations July 1, 2021	Warrants Issued	Reserves	Approved by County Excise Board
1100 Total Salaries	\$ 128,948.10	\$ 72,510.73	\$ -	\$ 68,468.34
1200 Fringe Benefits	\$ -	\$ -	\$ -	\$ -
1300 Travel Related	\$ 5,945.31	\$ 2,672.87	\$ 400.00	\$ 2,872.44
2000 Total Maintenance & Operations	\$ 8,764.43	\$ 6,292.74	\$ 350.00	\$ 2,121.69
4100 Total Machinery & Equipment, Capital Outlay	\$ -	\$ -	\$ -	\$ -
All Other Expenses	\$ -	\$ -	\$ -	\$ -
TOTAL EXPENDITURES 2020-21 FISCAL YEAR	\$ 143,657.84	\$ 81,476.34	\$ 750.00	\$ 73,462.47

COUNTY DONATIONS COVERING THE PERIOD 7/1/2020 TO 6/30/2021
ESTIMATE OF NEEDS FOR 2021-2022

I-1235

COUNTY DONATIONS

Schedule 1: Current Balance Sheet - June 30, 2021	
ASSETS:	
Cash Balances	\$ 32,103.30
Investments	\$ -
TOTAL ASSETS	\$ 32,103.30
LIABILITIES AND RESERVES:	
Warrants Outstanding	\$ -
Reserve for Interest on Warrants	\$ -
Reserves From Schedule 3	\$ -
TOTAL LIABILITIES AND RESERVES	\$ -
CASH FUND BALANCE JUNE 30, 2021	\$ 32,103.30
TOTAL LIABILITIES, RESERVES AND CASH FUND BALANCE	\$ 32,103.30

Schedule 5: County Donations Fund Balance Sheet of Current and All Prior Years		
CURRENT AND ALL PRIOR YEARS	2020-21	PRE-2020
Cash Balance Reported to Excise Board June 30, 2020	\$ -	\$ 30,671.15
Opening Balance from Prior Year	\$ 30,671.15	\$ 30,671.15
Cash Fund Balance Transferred Out	\$ -	\$ -
Cash Fund Balance Transferred In	\$ -	\$ -
Adjusted Cash Balance	\$ 30,671.15	\$ -
Ad Valorem Tax Apportioned To Year In Caption	\$ -	\$ -
Sources of Revenue		
9000 Interest, Mortgage Tax	\$ -	\$ -
9100 Local Revenues	\$ 1,588.40	\$ -
9200 State Revenues	\$ -	\$ -
9300 Federal Revenues	\$ -	\$ -
9400 Miscellaneous Revenues	\$ -	\$ -
9500 Special Assessments	\$ -	\$ -
9600 Other Revenues	\$ -	\$ -
9700 School Revenues	\$ -	\$ -
All Other Non-Tax Revenues	\$ -	\$ -
Sales Tax and Sales Tax Interest	\$ -	\$ -
Cash Fund Balance Forward From Preceding Year	\$ -	\$ -
Prior Expenditures Recovered	\$ -	\$ -
TOTAL RECEIPTS	\$ 1,588.40	\$ -
TOTAL RECEIPTS AND BALANCE	\$ 32,259.55	\$ -
Warrants of Year in Caption	\$ 156.25	\$ -
Interest Paid Thereon	\$ -	\$ -
TOTAL DISBURSEMENTS	\$ 156.25	\$ -
CASH BALANCE JUNE 30, 2021	\$ 32,103.30	\$ -
Reserve for Warrants Outstanding	\$ -	\$ -
Reserve for Interest on Warrants	\$ -	\$ -
Reserves From Schedule 8	\$ -	\$ -
TOTAL LIABILITIES AND RESERVE	\$ -	\$ -
DEFICIT:	\$ -	\$ -
CASH BALANCE FORWARD TO NEXT YEAR	\$ 32,103.30	\$ -

Schedule 9: County Donations Fund Summary of Expenses				
Total for Expenses	Net Appropriations July 1, 2021	Warrants Issued	Reserves	Approved by County Excise Board
1100 Total Salaries	\$ -	\$ -	\$ -	\$ -
1200 Fringe Benefits	\$ -	\$ -	\$ -	\$ -
1300 Travel Related	\$ -	\$ -	\$ -	\$ -
2000 Total Maintenance & Operations	\$ 16,059.55	\$ 156.25	\$ -	\$ 15,903.30
4100 Total Machinery & Equipment, Capital Outlay	\$ -	\$ -	\$ -	\$ -
All Other Expenses	\$ 16,200.00	\$ -	\$ -	\$ 16,200.00
TOTAL EXPENDITURES 2020-21 FISCAL YEAR	\$ 32,259.55	\$ 156.25	\$ -	\$ 32,103.30

LAKE PATROL COVERING THE PERIOD 7/1/2020 TO 6/30/2021
ESTIMATE OF NEEDS FOR 2021-2022

I-1236

LAKE PATROL

Schedule 1: Current Balance Sheet - June 30, 2021	
ASSETS:	
Cash Balances	\$ 6,743.49
Investments	\$ -
TOTAL ASSETS	\$ 6,743.49
LIABILITIES AND RESERVES:	
Warrants Outstanding	\$ -
Reserve for Interest on Warrants	\$ -
Reserves From Schedule 3	\$ -
TOTAL LIABILITIES AND RESERVES	\$ -
CASH FUND BALANCE JUNE 30, 2021	\$ 6,743.49
TOTAL LIABILITIES, RESERVES AND CASH FUND BALANCE	\$ 6,743.49

Schedule 5: Lake Patrol Fund Balance Sheet of Current and All Prior Years		
CURRENT AND ALL PRIOR YEARS	2020-21	PRE-2020
Cash Balance Reported to Excise Board June 30, 2020	\$ -	\$ 18,424.05
Opening Balance from Prior Year	\$ 385.55	\$ 385.55
Cash Fund Balance Transferred Out	\$ -	\$ -
Cash Fund Balance Transferred In	\$ -	\$ -
Adjusted Cash Balance	\$ 385.55	\$ 18,038.50
Ad Valorem Tax Apportioned To Year In Caption	\$ -	\$ -
Sources of Revenue		
9000 Interest, Mortgage Tax	\$ -	\$ -
9100 Local Revenues	\$ -	\$ -
9200 State Revenues	\$ -	\$ -
9300 Federal Revenues	\$ -	\$ -
9400 Miscellaneous Revenues	\$ -	\$ -
9500 Special Assessments	\$ -	\$ -
9600 Other Revenues	\$ -	\$ -
9700 School Revenues	\$ -	\$ -
All Other Non-Tax Revenues	\$ -	\$ -
Sales Tax and Sales Tax Interest	\$ -	\$ -
Cash Fund Balance Forward From Preceding Year	\$ 6,412.05	\$ -
Prior Expenditures Recovered	\$ -	\$ -
TOTAL RECEIPTS	\$ 6,412.05	\$ -
TOTAL RECEIPTS AND BALANCE	\$ 6,797.60	\$ 18,038.50
Warrants of Year in Caption	\$ 54.11	\$ 11,626.45
Interest Paid Thereon	\$ -	\$ -
TOTAL DISBURSEMENTS	\$ 54.11	\$ 11,626.45
CASH BALANCE JUNE 30, 2021	\$ 6,743.49	\$ 6,412.05
Reserve for Warrants Outstanding	\$ -	\$ -
Reserve for Interest on Warrants	\$ -	\$ -
Reserves From Schedule 8	\$ -	\$ -
TOTAL LIABILITES AND RESERVE	\$ -	\$ -
DEFICIT:	\$ -	\$ -
CASH BALANCE FORWARD TO NEXT YEAR	\$ 6,743.49	\$ 6,412.05

Schedule 9: Lake Patrol Fund Summary of Expenses				
Total for Expenses	Net Appropriations July 1, 2021	Warrants Issued	Reserves.	Approved by County Excise Board
1100 Total Salaries	\$ -	\$ -	\$ -	\$ -
1200 Fringe Benefits	\$ -	\$ -	\$ -	\$ -
1300 Travel Related	\$ -	\$ -	\$ -	\$ -
2000 Total Maintenance & Operations	\$ -	\$ -	\$ -	\$ -
4100 Total Machinery & Equipment, Capital Outlay	\$ 385.55	\$ 54.11	\$ -	\$ 6,743.49
All Other Expenses	\$ -	\$ -	\$ -	\$ -
TOTAL EXPENDITURES 2020-21 FISCAL YEAR	\$ 385.55	\$ 54.11	\$ -	\$ 6,743.49

I-1400

EMERGENCY MGMT GRANT

Schedule 1: Current Balance Sheet - June 30, 2021	
ASSETS:	
Cash Balances	\$ 7,871.16
Investments	\$ -
TOTAL ASSETS	\$ 7,871.16
LIABILITIES AND RESERVES:	
Warrants Outstanding	\$ -
Reserve for Interest on Warrants	\$ -
Reserves From Schedule 3	\$ 5,860.00
TOTAL LIABILITIES AND RESERVES	\$ 5,860.00
CASH FUND BALANCE JUNE 30, 2021	\$ 2,011.16
TOTAL LIABILITIES, RESERVES AND CASH FUND BALANCE	\$ 7,871.16

Schedule 5: Emergency Mgmt Grant Fund Balance Sheet of Current and All Prior Years		
CURRENT AND ALL PRIOR YEARS	2020-21	PRE-2020
Cash Balance Reported to Excise Board June 30, 2020	\$ -	\$ 8,162.82
Opening Balance from Prior Year	\$ 604.51	\$ 604.51
Cash Fund Balance Transferred Out	\$ -	\$ -
Cash Fund Balance Transferred In	\$ -	\$ -
Adjusted Cash Balance	\$ 604.51	\$ 7,558.31
Ad Valorem Tax Apportioned To Year In Caption	\$ -	\$ -
Sources of Revenue		
9000 Interest, Mortgage Tax	\$ -	\$ -
9100 Local Revenues	\$ -	\$ -
9200 State Revenues	\$ -	\$ -
9300 Federal Revenues	\$ -	\$ -
9400 Miscellaneous Revenues	\$ 20,000.00	\$ -
9500 Special Assessments	\$ -	\$ -
9600 Other Revenues	\$ -	\$ -
9700 School Revenues	\$ -	\$ -
All Other Non-Tax Revenues	\$ -	\$ -
Sales Tax and Sales Tax Interest	\$ -	\$ -
Cash Fund Balance Forward From Preceding Year	\$ 675.03	\$ -
Prior Expenditures Recovered	\$ -	\$ -
TOTAL RECEIPTS	\$ 20,675.03	\$ -
TOTAL RECEIPTS AND BALANCE	\$ 21,279.54	\$ 7,558.31
Warrants of Year in Caption	\$ 13,408.38	\$ 6,883.28
Interest Paid Thereon	\$ -	\$ -
TOTAL DISBURSEMENTS	\$ 13,408.38	\$ 6,883.28
CASH BALANCE JUNE 30, 2021	\$ 7,871.16	\$ 675.03
Reserve for Warrants Outstanding	\$ -	\$ -
Reserve for Interest on Warrants	\$ -	\$ -
Reserves From Schedule 8	\$ 5,860.00	\$ -
TOTAL LIABILITES AND RESERVE	\$ 5,860.00	\$ -
DEFICIT:	\$ -	\$ -
CASH BALANCE FORWARD TO NEXT YEAR	\$ 2,011.16	\$ 675.03

Schedule 9: Emergency Mgmt Grant Fund Summary of Expenses				
Total for Expenses	Net Appropriations July 1, 2021	Warrants Issued	Reserves	Approved by County Excise Board
1100 Total Salaries	\$ -	\$ -	\$ -	\$ -
1200 Fringe Benefits	\$ -	\$ -	\$ -	\$ -
1300 Travel Related	\$ -	\$ -	\$ -	\$ -
2000 Total Maintenance & Operations	\$ 20,559.45	\$ 13,408.38	\$ 5,860.00	\$ 2,011.16
4100 Total Machinery & Equipment, Capital Outlay	\$ -	\$ -	\$ -	\$ -
All Other Expenses	\$ -	\$ -	\$ -	\$ -
TOTAL EXPENDITURES 2020-21 FISCAL YEAR	\$ 20,559.45	\$ 13,408.38	\$ 5,860.00	\$ 2,011.16

EMERGENCY MGMT WEATHER RADIOS COVERING THE PERIOD 7/1/2020 TO 6/30/2021
ESTIMATE OF NEEDS FOR 2021-2022

I-1401

EMERGENCY MGMT WEATHER RADIOS

Schedule 1: Current Balance Sheet - June 30, 2021	
ASSETS:	
Cash Balances	\$ 428.66
Investments	\$ -
TOTAL ASSETS	\$ 428.66
LIABILITIES AND RESERVES:	
Warrants Outstanding	\$ -
Reserve for Interest on Warrants	\$ -
Reserves From Schedule 3	\$ -
TOTAL LIABILITIES AND RESERVES	\$ -
CASH FUND BALANCE JUNE 30, 2021	\$ 428.66
TOTAL LIABILITIES, RESERVES AND CASH FUND BALANCE	\$ 428.66

Schedule 5: Emergency Mgmt Weather Radios Fund Balance Sheet of Current and All Prior Years		
CURRENT AND ALL PRIOR YEARS	2020-21	PRE-2020
Cash Balance Reported to Excise Board June 30, 2020	\$ -	\$ 428.66
Opening Balance from Prior Year	\$ 428.66	\$ 428.66
Cash Fund Balance Transferred Out	\$ -	\$ -
Cash Fund Balance Transferred In	\$ -	\$ -
Adjusted Cash Balance	\$ 428.66	\$ -
Ad Valorem Tax Apportioned To Year In Caption	\$ -	\$ -
Sources of Revenue		
9000 Interest, Mortgage Tax	\$ -	\$ -
9100 Local Revenues	\$ -	\$ -
9200 State Revenues	\$ -	\$ -
9300 Federal Revenues	\$ -	\$ -
9400 Miscellaneous Revenues	\$ -	\$ -
9500 Special Assessments	\$ -	\$ -
9600 Other Revenues	\$ -	\$ -
9700 School Revenues	\$ -	\$ -
All Other Non-Tax Revenues	\$ -	\$ -
Sales Tax and Sales Tax Interest	\$ -	\$ -
Cash Fund Balance Forward From Preceding Year	\$ -	\$ -
Prior Expenditures Recovered	\$ -	\$ -
TOTAL RECEIPTS	\$ -	\$ -
TOTAL RECEIPTS AND BALANCE	\$ 428.66	\$ -
Warrants of Year in Caption	\$ -	\$ -
Interest Paid Thereon	\$ -	\$ -
TOTAL DISBURSEMENTS	\$ -	\$ -
CASH BALANCE JUNE 30, 2021	\$ 428.66	\$ -
Reserve for Warrants Outstanding	\$ -	\$ -
Reserve for Interest on Warrants	\$ -	\$ -
Reserves From Schedule 8	\$ -	\$ -
TOTAL LIABILITES AND RESERVE	\$ -	\$ -
DEFICIT:	\$ -	\$ -
CASH BALANCE FORWARD TO NEXT YEAR	\$ 428.66	\$ -

Schedule 9: Emergency Mgmt Weather Radios Fund Summary of Expenses				
Total for Expenses	Net Appropriations July 1, 2021	Warrants Issued	Reserves	Approved by County Excise Board
1100 Total Salaries	\$ -	\$ -	\$ -	\$ -
1200 Fringe Benefits	\$ -	\$ -	\$ -	\$ -
1300 Travel Related	\$ -	\$ -	\$ -	\$ -
2000 Total Maintenance & Operations	\$ 428.66	\$ -	\$ -	\$ 428.66
4100 Total Machinery & Equipment, Capital Outlay	\$ -	\$ -	\$ -	\$ -
All Other Expenses	\$ -	\$ -	\$ -	\$ -
TOTAL EXPENDITURES 2020-21 FISCAL YEAR	\$ 428.66	\$ -	\$ -	\$ 428.66

I-1402

OHSO GRANT

Schedule 1: Current Balance Sheet - June 30, 2021	
ASSETS:	
Cash Balances	\$ 59.80
Investments	\$ -
TOTAL ASSETS	\$ 59.80
LIABILITIES AND RESERVES:	
Warrants Outstanding	\$ -
Reserve for Interest on Warrants	\$ -
Reserves From Schedule 3	\$ -
TOTAL LIABILITIES AND RESERVES	\$ -
CASH FUND BALANCE JUNE 30, 2021	\$ 59.80
TOTAL LIABILITIES, RESERVES AND CASH FUND BALANCE	\$ 59.80

Schedule 5: OhsO Grant Fund Balance Sheet of Current and All Prior Years		
CURRENT AND ALL PRIOR YEARS	2020-21	PRE-2020
Cash Balance Reported to Excise Board June 30, 2020	\$ -	\$ 216.96
Opening Balance from Prior Year	\$ 59.80	\$ 59.80
Cash Fund Balance Transferred Out	\$ -	\$ -
Cash Fund Balance Transferred In	\$ -	\$ -
Adjusted Cash Balance	\$ 59.80	\$ 157.16
Ad Valorem Tax Apportioned To Year In Caption	\$ -	\$ -
Sources of Revenue		
9000 Interest, Mortgage Tax	\$ -	\$ -
9100 Local Revenues	\$ -	\$ -
9200 State Revenues	\$ -	\$ -
9300 Federal Revenues	\$ -	\$ -
9400 Miscellaneous Revenues	\$ -	\$ -
9500 Special Assessments	\$ -	\$ -
9600 Other Revenues	\$ -	\$ -
9700 School Revenues	\$ -	\$ -
All Other Non-Tax Revenues	\$ -	\$ -
Sales Tax and Sales Tax Interest	\$ -	\$ -
Cash Fund Balance Forward From Preceding Year	\$ -	\$ -
Prior Expenditures Recovered	\$ -	\$ -
TOTAL RECEIPTS	\$ -	\$ -
TOTAL RECEIPTS AND BALANCE	\$ 59.80	\$ 157.16
Warrants of Year in Caption	\$ -	\$ 157.16
Interest Paid Thereon	\$ -	\$ -
TOTAL DISBURSEMENTS	\$ -	\$ 157.16
CASH BALANCE JUNE 30, 2021	\$ 59.80	\$ -
Reserve for Warrants Outstanding	\$ -	\$ -
Reserve for Interest on Warrants	\$ -	\$ -
Reserves From Schedule 8	\$ -	\$ -
TOTAL LIABILITES AND RESERVE	\$ -	\$ -
DEFICIT:	\$ -	\$ -
CASH BALANCE FORWARD TO NEXT YEAR	\$ 59.80	\$ -

Schedule 9: OhsO Grant Fund Summary of Expenses				
Total for Expenses	Net Appropriations July 1, 2021	Warrants Issued	Reserves	Approved by County Excise Board
1100 Total Salaries	\$ -	\$ -	\$ -	\$ -
1200 Fringe Benefits	\$ -	\$ -	\$ -	\$ -
1300 Travel Related	\$ -	\$ -	\$ -	\$ -
2000 Total Maintenance & Operations	\$ 59.80	\$ -	\$ -	\$ 59.80
4100 Total Machinery & Equipment, Capital Outlay	\$ -	\$ -	\$ -	\$ -
All Other Expenses	\$ -	\$ -	\$ -	\$ -
TOTAL EXPENDITURES 2020-21 FISCAL YEAR	\$ 59.80	\$ -	\$ -	\$ 59.80

JAG RECOVERY GRANT COVERING THE PERIOD 7/1/2020 TO 6/30/2021
ESTIMATE OF NEEDS FOR 2021-2022

I-1403

JAG RECOVERY GRANT

Schedule 1: Current Balance Sheet - June 30, 2021	
ASSETS:	
Cash Balances	\$ 740.19
Investments	\$ -
TOTAL ASSETS	\$ 740.19
LIABILITIES AND RESERVES:	
Warrants Outstanding	\$ -
Reserve for Interest on Warrants	\$ -
Reserves From Schedule 3	\$ -
TOTAL LIABILITIES AND RESERVES	\$ -
CASH FUND BALANCE JUNE 30, 2021	\$ 740.19
TOTAL LIABILITIES, RESERVES AND CASH FUND BALANCE	\$ 740.19

Schedule 5: Jag Recovery Grant Fund Balance Sheet of Current and All Prior Years		
CURRENT AND ALL PRIOR YEARS	2020-21	PRE-2020
Cash Balance Reported to Excise Board June 30, 2020	\$ -	\$ 4,250.79
Opening Balance from Prior Year	\$ 4,250.79	\$ 4,250.79
Cash Fund Balance Transferred Out	\$ -	\$ -
Cash Fund Balance Transferred In	\$ -	\$ -
Adjusted Cash Balance	\$ 4,250.79	\$ -
Ad Valorem Tax Apportioned To Year In Caption	\$ -	\$ -
Sources of Revenue		
9000 Interest, Mortgage Tax	\$ -	\$ -
9100 Local Revenues	\$ -	\$ -
9200 State Revenues	\$ -	\$ -
9300 Federal Revenues	\$ -	\$ -
9400 Miscellaneous Revenues	\$ -	\$ -
9500 Special Assessments	\$ -	\$ -
9600 Other Revenues	\$ -	\$ -
9700 School Revenues	\$ -	\$ -
All Other Non-Tax Revenues	\$ -	\$ -
Sales Tax and Sales Tax Interest	\$ -	\$ -
Cash Fund Balance Forward From Preceding Year	\$ -	\$ -
Prior Expenditures Recovered	\$ -	\$ -
TOTAL RECEIPTS	\$ -	\$ -
TOTAL RECEIPTS AND BALANCE	\$ 4,250.79	\$ -
Warrants of Year in Caption	\$ 3,510.60	\$ -
Interest Paid Thereon	\$ -	\$ -
TOTAL DISBURSEMENTS	\$ 3,510.60	\$ -
CASH BALANCE JUNE 30, 2021	\$ 740.19	\$ -
Reserve for Warrants Outstanding	\$ -	\$ -
Reserve for Interest on Warrants	\$ -	\$ -
Reserves From Schedule 8	\$ -	\$ -
TOTAL LIABILITIES AND RESERVE	\$ -	\$ -
DEFICIT:	\$ -	\$ -
CASH BALANCE FORWARD TO NEXT YEAR	\$ 740.19	\$ -

Schedule 9: Jag Recovery Grant Fund Summary of Expenses				
Total for Expenses	Net Appropriations July 1, 2021	Warrants Issued	Reserves	Approved by County Excise Board
1100 Total Salaries	\$ -	\$ -	\$ -	\$ -
1200 Fringe Benefits	\$ -	\$ -	\$ -	\$ -
1300 Travel Related	\$ -	\$ -	\$ -	\$ -
2000 Total Maintenance & Operations	\$ 4,250.79	\$ 3,510.60	\$ -	\$ 740.19
4100 Total Machinery & Equipment, Capital Outlay	\$ -	\$ -	\$ -	\$ -
All Other Expenses	\$ -	\$ -	\$ -	\$ -
TOTAL EXPENDITURES 2020-21 FISCAL YEAR	\$ 4,250.79	\$ 3,510.60	\$ -	\$ 740.19

I-1406

SHERIFF ATTORNEY GENERAL GRANT

Schedule 1: Current Balance Sheet - June 30, 2021	
ASSETS:	
Cash Balances	\$ 24,521.41
Investments	\$ -
TOTAL ASSETS	\$ 24,521.41
LIABILITIES AND RESERVES:	
Warrants Outstanding	\$ -
Reserve for Interest on Warrants	\$ -
Reserves From Schedule 3	\$ -
TOTAL LIABILITIES AND RESERVES	\$ -
CASH FUND BALANCE JUNE 30, 2021	\$ 24,521.41
TOTAL LIABILITIES, RESERVES AND CASH FUND BALANCE	\$ 24,521.41

Schedule 5: Sheriff Attorney General Grant Fund Balance Sheet of Current and All Prior Years		
CURRENT AND ALL PRIOR YEARS	2020-21	PRE-2020
Cash Balance Reported to Excise Board June 30, 2020	\$ -	\$ 30,480.53
Opening Balance from Prior Year	\$ 30,392.37	\$ 30,392.37
Cash Fund Balance Transferred Out	\$ -	\$ -
Cash Fund Balance Transferred In	\$ -	\$ -
Adjusted Cash Balance	\$ 30,392.37	\$ 88.16
Ad Valorem Tax Apportioned To Year In Caption	\$ -	\$ -
Sources of Revenue		
9000 Interest, Mortgage Tax	\$ -	\$ -
9100 Local Revenues	\$ -	\$ -
9200 State Revenues	\$ -	\$ -
9300 Federal Revenues	\$ 25,000.00	\$ -
9400 Miscellaneous Revenues	\$ -	\$ -
9500 Special Assessments	\$ -	\$ -
9600 Other Revenues	\$ -	\$ -
9700 School Revenues	\$ -	\$ -
All Other Non-Tax Revenues	\$ -	\$ -
Sales Tax and Sales Tax Interest	\$ -	\$ -
Cash Fund Balance Forward From Preceding Year	\$ -	\$ -
Prior Expenditures Recovered	\$ -	\$ -
TOTAL RECEIPTS	\$ 25,000.00	\$ -
TOTAL RECEIPTS AND BALANCE	\$ 55,392.37	\$ 88.16
Warrants of Year in Caption	\$ 30,870.96	\$ 88.16
Interest Paid Thereon	\$ -	\$ -
TOTAL DISBURSEMENTS	\$ 30,870.96	\$ 88.16
CASH BALANCE JUNE 30, 2021	\$ 24,521.41	\$ (0.00)
Reserve for Warrants Outstanding	\$ -	\$ -
Reserve for Interest on Warrants	\$ -	\$ -
Reserves From Schedule 8	\$ -	\$ -
TOTAL LIABILITES AND RESERVE	\$ -	\$ -
DEFICIT:	\$ -	\$ (0.00)
CASH BALANCE FORWARD TO NEXT YEAR	\$ 24,521.41	\$ -

Schedule 9: Sheriff Attorney General Grant Fund Summary of Expenses				
Total for Expenses	Net Appropriations July 1, 2021	Warrants Issued	Reserves	Approved by County Excise Board
1100 Total Salaries	\$ -	\$ -	\$ -	\$ -
1200 Fringe Benefits	\$ -	\$ -	\$ -	\$ -
1300 Travel Related	\$ -	\$ -	\$ -	\$ -
2000 Total Maintenance & Operations	\$ 55,392.37	\$ 30,870.96	\$ -	\$ 24,521.41
4100 Total Machinery & Equipment, Capital Outlay	\$ -	\$ -	\$ -	\$ -
All Other Expenses	\$ -	\$ -	\$ -	\$ -
TOTAL EXPENDITURES 2020-21 FISCAL YEAR	\$ 55,392.37	\$ 30,870.96	\$ -	\$ 24,521.41

I-1409

FEMA OKLA 141ST FIRE(FM-5169)

Schedule 1: Current Balance Sheet - June 30, 2021	
ASSETS:	
Cash Balances	\$ -
Investments	\$ -
TOTAL ASSETS	\$ -
LIABILITIES AND RESERVES:	
Warrants Outstanding	\$ -
Reserve for Interest on Warrants	\$ -
Reserves From Schedule 3	\$ -
TOTAL LIABILITIES AND RESERVES	\$ -
CASH FUND BALANCE JUNE 30, 2021	\$ -
TOTAL LIABILITIES, RESERVES AND CASH FUND BALANCE	\$ -

Schedule 5: Fema Okla 141St Fire(Fm-5169) Fund Balance Sheet of Current and All Prior Years		
CURRENT AND ALL PRIOR YEARS	2020-21	PRE-2020
Cash Balance Reported to Excise Board June 30, 2020	\$ -	\$ 4,523.54
Opening Balance from Prior Year	\$ 4,523.54	\$ 4,523.54
Cash Fund Balance Transferred Out	\$ 4,523.54	\$ -
Cash Fund Balance Transferred In	\$ -	\$ -
Adjusted Cash Balance	\$ -	\$ -
Ad Valorem Tax Apportioned To Year In Caption	\$ -	\$ -
Sources of Revenue		
9000 Interest, Mortgage Tax	\$ -	\$ -
9100 Local Revenues	\$ -	\$ -
9200 State Revenues	\$ -	\$ -
9300 Federal Revenues	\$ -	\$ -
9400 Miscellaneous Revenues	\$ -	\$ -
9500 Special Assessments	\$ -	\$ -
9600 Other Revenues	\$ -	\$ -
9700 School Revenues	\$ -	\$ -
All Other Non-Tax Revenues	\$ -	\$ -
Sales Tax and Sales Tax Interest	\$ -	\$ -
Cash Fund Balance Forward From Preceding Year	\$ -	\$ -
Prior Expenditures Recovered	\$ -	\$ -
TOTAL RECEIPTS	\$ -	\$ -
TOTAL RECEIPTS AND BALANCE	\$ -	\$ -
Warrants of Year in Caption	\$ -	\$ -
Interest Paid Thereon	\$ -	\$ -
TOTAL DISBURSEMENTS	\$ -	\$ -
CASH BALANCE JUNE 30, 2021	\$ -	\$ -
Reserve for Warrants Outstanding	\$ -	\$ -
Reserve for Interest on Warrants	\$ -	\$ -
Reserves From Schedule 8	\$ -	\$ -
TOTAL LIABILITES AND RESERVE	\$ -	\$ -
DEFICIT:	\$ -	\$ -
CASH BALANCE FORWARD TO NEXT YEAR	\$ -	\$ -

Schedule 9: Fema Okla 141St Fire(Fm-5169) Fund Summary of Expenses				
Total for Expenses	Net Appropriations July 1, 2021	Warrants Issued	Reserves	Approved by County Excise Board
1100 Total Salaries	\$ -	\$ -	\$ -	\$ -
1200 Fringe Benefits	\$ -	\$ -	\$ -	\$ -
1300 Travel Related	\$ -	\$ -	\$ -	\$ -
2000 Total Maintenance & Operations	\$ -	\$ -	\$ -	\$ -
4100 Total Machinery & Equipment, Capital Outlay	\$ -	\$ -	\$ -	\$ -
All Other Expenses	\$ -	\$ -	\$ -	\$ -
TOTAL EXPENDITURES 2020-21 FISCAL YEAR	\$ -	\$ -	\$ -	\$ -

I-1427

EMERGENCY MGMT BUILDING EODD

Schedule 1: Current Balance Sheet - June 30, 2021	
ASSETS:	
Cash Balances	\$ -
Investments	\$ -
TOTAL ASSETS	\$ -
LIABILITIES AND RESERVES:	
Warrants Outstanding	\$ -
Reserve for Interest on Warrants	\$ -
Reserves From Schedule 3	\$ -
TOTAL LIABILITIES AND RESERVES	\$ -
CASH FUND BALANCE JUNE 30, 2021	\$ -
TOTAL LIABILITIES, RESERVES AND CASH FUND BALANCE	\$ -

Schedule 5: Emergency Mgmt Building Eodd Fund Balance Sheet of Current and All Prior Years		
CURRENT AND ALL PRIOR YEARS	2020-21	PRE-2020
Cash Balance Reported to Excise Board June 30, 2020	\$ -	\$ 60,000.00
Opening Balance from Prior Year	\$ 60,000.00	\$ 60,000.00
Cash Fund Balance Transferred Out	\$ 60,000.00	\$ -
Cash Fund Balance Transferred In	\$ -	\$ -
Adjusted Cash Balance	\$ -	\$ -
Ad Valorem Tax Apportioned To Year In Caption	\$ -	\$ -
Sources of Revenue		
9000 Interest, Mortgage Tax	\$ -	\$ -
9100 Local Revenues	\$ -	\$ -
9200 State Revenues	\$ -	\$ -
9300 Federal Revenues	\$ -	\$ -
9400 Miscellaneous Revenues	\$ -	\$ -
9500 Special Assessments	\$ -	\$ -
9600 Other Revenues	\$ -	\$ -
9700 School Revenues	\$ -	\$ -
All Other Non-Tax Revenues	\$ -	\$ -
Sales Tax and Sales Tax Interest	\$ -	\$ -
Cash Fund Balance Forward From Preceding Year	\$ -	\$ -
Prior Expenditures Recovered	\$ -	\$ -
TOTAL RECEIPTS	\$ -	\$ -
TOTAL RECEIPTS AND BALANCE	\$ -	\$ -
Warrants of Year in Caption	\$ -	\$ -
Interest Paid Thereon	\$ -	\$ -
TOTAL DISBURSEMENTS	\$ -	\$ -
CASH BALANCE JUNE 30, 2021	\$ -	\$ -
Reserve for Warrants Outstanding	\$ -	\$ -
Reserve for Interest on Warrants	\$ -	\$ -
Reserves From Schedule 8	\$ -	\$ -
TOTAL LIABILITES AND RESERVE	\$ -	\$ -
DEFICIT:	\$ -	\$ -
CASH BALANCE FORWARD TO NEXT YEAR	\$ -	\$ -

Schedule 9: Emergency Mgmt Building Eodd Fund Summary of Expenses				
Total for Expenses	Net Appropriations July 1, 2021	Warrants Issued	Reserves	Approved by County Excise Board
1100 Total Salaries	\$ -	\$ -	\$ -	\$ -
1200 Fringe Benefits	\$ -	\$ -	\$ -	\$ -
1300 Travel Related	\$ -	\$ -	\$ -	\$ -
2000 Total Maintenance & Operations	\$ -	\$ -	\$ -	\$ -
4100 Total Machinery & Equipment, Capital Outlay	\$ -	\$ -	\$ -	\$ -
All Other Expenses	\$ -	\$ -	\$ -	\$ -
TOTAL EXPENDITURES 2020-21 FISCAL YEAR	\$ -	\$ -	\$ -	\$ -

RED BIRD STREET OVERLAY EODD COVERING THE PERIOD 7/1/2020 TO 6/30/2021
ESTIMATE OF NEEDS FOR 2021-2022

I-1428

RED BIRD STREET OVERLAY EODD

Schedule 1: Current Balance Sheet - June 30, 2021	
ASSETS:	
Cash Balances	\$ 36,363.63
Investments	\$ -
TOTAL ASSETS	\$ 36,363.63
LIABILITIES AND RESERVES:	
Warrants Outstanding	\$ -
Reserve for Interest on Warrants	\$ -
Reserves From Schedule 3	\$ -
TOTAL LIABILITIES AND RESERVES	\$ -
CASH FUND BALANCE JUNE 30, 2021	\$ 36,363.63
TOTAL LIABILITIES, RESERVES AND CASH FUND BALANCE	\$ 36,363.63

Schedule 5: Red Bird Street Overlay Eodd Fund Balance Sheet of Current and All Prior Years		
CURRENT AND ALL PRIOR YEARS	2020-21	PRE-2020
Cash Balance Reported to Excise Board June 30, 2020	\$ -	\$ -
Opening Balance from Prior Year	\$ -	\$ -
Cash Fund Balance Transferred Out	\$ 50,000.00	\$ -
Cash Fund Balance Transferred In	\$ -	\$ -
Adjusted Cash Balance	\$ (50,000.00)	\$ -
Ad Valorem Tax Apportioned To Year In Caption	\$ -	\$ -
Sources of Revenue		
9000 Interest, Mortgage Tax	\$ -	\$ -
9100 Local Revenues	\$ -	\$ -
9200 State Revenues	\$ 50,000.00	\$ -
9300 Federal Revenues	\$ 36,363.63	\$ -
9400 Miscellaneous Revenues	\$ -	\$ -
9500 Special Assessments	\$ -	\$ -
9600 Other Revenues	\$ -	\$ -
9700 School Revenues	\$ -	\$ -
All Other Non-Tax Revenues	\$ -	\$ -
Sales Tax and Sales Tax Interest	\$ -	\$ -
Cash Fund Balance Forward From Preceding Year	\$ -	\$ -
Prior Expenditures Recovered	\$ -	\$ -
TOTAL RECEIPTS	\$ 86,363.63	\$ -
TOTAL RECEIPTS AND BALANCE	\$ 36,363.63	\$ -
Warrants of Year in Caption	\$ -	\$ -
Interest Paid Thereon	\$ -	\$ -
TOTAL DISBURSEMENTS	\$ -	\$ -
CASH BALANCE JUNE 30, 2021	\$ 36,363.63	\$ -
Reserve for Warrants Outstanding	\$ -	\$ -
Reserve for Interest on Warrants	\$ -	\$ -
Reserves From Schedule 8	\$ -	\$ -
TOTAL LIABILITES AND RESERVE	\$ -	\$ -
DEFICIT:	\$ -	\$ -
CASH BALANCE FORWARD TO NEXT YEAR	\$ 36,363.63	\$ -

Schedule 9: Red Bird Street Overlay Eodd Fund Summary of Expenses				
Total for Expenses	Net Appropriations July 1, 2021	Warrants Issued	Reserves	Approved by County Excise Board
1100 Total Salaries	\$ -	\$ -	\$ -	\$ -
1200 Fringe Benefits	\$ -	\$ -	\$ -	\$ -
1300 Travel Related	\$ -	\$ -	\$ -	\$ -
2000 Total Maintenance & Operations	\$ 36,363.63	\$ -	\$ -	\$ 36,363.63
4100 Total Machinery & Equipment, Capital Outlay	\$ -	\$ -	\$ -	\$ -
All Other Expenses	\$ -	\$ -	\$ -	\$ -
TOTAL EXPENDITURES 2020-21 FISCAL YEAR	\$ 36,363.63	\$ -	\$ -	\$ 36,363.63

I-1502

FEMA DR4438

Schedule 1: Current Balance Sheet - June 30, 2021	
ASSETS:	
Cash Balances	\$ 48,434.26
Investments	\$ -
TOTAL ASSETS	\$ 48,434.26
LIABILITIES AND RESERVES:	
Warrants Outstanding	\$ -
Reserve for Interest on Warrants	\$ -
Reserves From Schedule 3	\$ -
TOTAL LIABILITIES AND RESERVES	\$ -
CASH FUND BALANCE JUNE 30, 2021	\$ 48,434.26
TOTAL LIABILITIES, RESERVES AND CASH FUND BALANCE	\$ 48,434.26

Schedule 5: Fema Dr4438 Fund Balance Sheet of Current and All Prior Years		
CURRENT AND ALL PRIOR YEARS	2020-21	PRE-2020
Cash Balance Reported to Excise Board June 30, 2020	\$ -	\$ 266,860.54
Opening Balance from Prior Year	\$ 266,860.54	\$ 266,860.54
Cash Fund Balance Transferred Out	\$ 259,160.54	\$ -
Cash Fund Balance Transferred In	\$ -	\$ -
Adjusted Cash Balance	\$ 7,700.00	\$ -
Ad Valorem Tax Apportioned To Year In Caption	\$ -	\$ -
Sources of Revenue		
9000 Interest, Mortgage Tax	\$ -	\$ -
9100 Local Revenues	\$ -	\$ -
9200 State Revenues	\$ -	\$ -
9300 Federal Revenues	\$ -	\$ -
9400 Miscellaneous Revenues	\$ 48,434.26	\$ -
9500 Special Assessments	\$ -	\$ -
9600 Other Revenues	\$ -	\$ -
9700 School Revenues	\$ -	\$ -
All Other Non-Tax Revenues	\$ -	\$ -
Sales Tax and Sales Tax Interest	\$ -	\$ -
Cash Fund Balance Forward From Preceding Year	\$ -	\$ -
Prior Expenditures Recovered	\$ -	\$ -
TOTAL RECEIPTS	\$ 48,434.26	\$ -
TOTAL RECEIPTS AND BALANCE	\$ 56,134.26	\$ -
Warrants of Year in Caption	\$ 7,700.00	\$ -
Interest Paid Thereon	\$ -	\$ -
TOTAL DISBURSEMENTS	\$ 7,700.00	\$ -
CASH BALANCE JUNE 30, 2021	\$ 48,434.26	\$ -
Reserve for Warrants Outstanding	\$ -	\$ -
Reserve for Interest on Warrants	\$ -	\$ -
Reserves From Schedule 8	\$ -	\$ -
TOTAL LIABILITES AND RESERVE	\$ -	\$ -
DEFICIT:	\$ -	\$ -
CASH BALANCE FORWARD TO NEXT YEAR	\$ 48,434.26	\$ -

Schedule 9: Fema Dr4438 Fund Summary of Expenses				
Total for Expenses	Net Appropriations July 1, 2021	Warrants Issued	Reserves	Approved by County Excise Board
1100 Total Salaries	\$ -	\$ -	\$ -	\$ -
1200 Fringe Benefits	\$ -	\$ -	\$ -	\$ -
1300 Travel Related	\$ -	\$ -	\$ -	\$ -
2000 Total Maintenance & Operations	\$ 56,134.26	\$ 7,700.00	\$ -	\$ 48,434.26
4100 Total Machinery & Equipment, Capital Outlay	\$ -	\$ -	\$ -	\$ -
All Other Expenses	\$ -	\$ -	\$ -	\$ -
TOTAL EXPENDITURES 2020-21 FISCAL YEAR	\$ 56,134.26	\$ 7,700.00	\$ -	\$ 48,434.26

COVID AID RELIEF COVERING THE PERIOD 7/1/2020 TO 6/30/2021
ESTIMATE OF NEEDS FOR 2021-2022

I-1565

COVID AID RELIEF

Schedule 1: Current Balance Sheet - June 30, 2021	
ASSETS:	
Cash Balances	\$ 1,397,831.21
Investments	\$ -
TOTAL ASSETS	\$ 1,397,831.21
LIABILITIES AND RESERVES:	
Warrants Outstanding	\$ 59,450.16
Reserve for Interest on Warrants	\$ -
Reserves From Schedule 3	\$ 159,794.51
TOTAL LIABILITIES AND RESERVES	\$ 219,244.67
CASH FUND BALANCE JUNE 30, 2021	\$ 1,178,586.54
TOTAL LIABILITIES, RESERVES AND CASH FUND BALANCE	\$ 1,397,831.21

Schedule 5: Covid Aid Relief Fund Balance Sheet of Current and All Prior Years		
CURRENT AND ALL PRIOR YEARS	2020-21	PRE-2020
Cash Balance Reported to Excise Board June 30, 2020	\$ -	\$ -
Opening Balance from Prior Year	\$ -	\$ -
Cash Fund Balance Transferred Out	\$ 674,669.12	\$ -
Cash Fund Balance Transferred In	\$ 3,469.36	\$ -
Adjusted Cash Balance	\$ (671,199.76)	\$ -
Ad Valorem Tax Apportioned To Year In Caption	\$ -	\$ -
Sources of Revenue		
9000 Interest, Mortgage Tax	\$ -	\$ -
9100 Local Revenues	\$ -	\$ -
9200 State Revenues	\$ -	\$ -
9300 Federal Revenues	\$ 2,943,476.14	\$ -
9400 Miscellaneous Revenues	\$ -	\$ -
9500 Special Assessments	\$ -	\$ -
9600 Other Revenues	\$ -	\$ -
9700 School Revenues	\$ -	\$ -
All Other Non-Tax Revenues	\$ -	\$ -
Sales Tax and Sales Tax Interest	\$ -	\$ -
Cash Fund Balance Forward From Preceding Year	\$ -	\$ -
Prior Expenditures Recovered	\$ -	\$ -
TOTAL RECEIPTS	\$ 2,943,476.14	\$ -
TOTAL RECEIPTS AND BALANCE	\$ 2,272,276.38	\$ -
Warrants of Year in Caption	\$ 874,445.17	\$ -
Interest Paid Thereon	\$ -	\$ -
TOTAL DISBURSEMENTS	\$ 874,445.17	\$ -
CASH BALANCE JUNE 30, 2021	\$ 1,397,831.21	\$ -
Reserve for Warrants Outstanding	\$ 59,450.16	\$ -
Reserve for Interest on Warrants	\$ -	\$ -
Reserves From Schedule 8	\$ 159,794.51	\$ -
TOTAL LIABILITES AND RESERVE	\$ 219,244.67	\$ -
DEFICIT:	\$ -	\$ -
CASH BALANCE FORWARD TO NEXT YEAR	\$ 1,178,586.54	\$ -

Schedule 9: Covid Aid Relief Fund Summary of Expenses				
Total for Expenses	Net Appropriations July 1, 2021	Warrants Issued	Reserves	Approved by County Excise Board
1100 Total Salaries	\$ -	\$ -	\$ -	\$ -
1200 Fringe Benefits	\$ -	\$ -	\$ -	\$ -
1300 Travel Related	\$ -	\$ -	\$ -	\$ -
2000 Total Maintenance & Operations	\$ 2,265,337.66	\$ 933,895.33	\$ 159,794.51	\$ 1,178,586.54
4100 Total Machinery & Equipment, Capital Outlay	\$ -	\$ -	\$ -	\$ -
All Other Expenses	\$ -	\$ -	\$ -	\$ -
TOTAL EXPENDITURES 2020-21 FISCAL YEAR	\$ 2,265,337.66	\$ 933,895.33	\$ 159,794.51	\$ 1,178,586.54

TOTAL OF SALES TAX REVENUE FUNDS COVERING THE PERIOD JULY 1, 2020 TO JUNE 30, 2021
ESTIMATE OF NEEDS FOR 2021-2022

EXHIBIT "I,ST" TOTALS

Schedule 1: Current Balance Sheet - June 30, 2021	
ASSETS:	
Cash Balances	\$ 20,640,685.25
Investments	\$ -
TOTAL ASSETS	\$ 20,640,685.25
LIABILITIES AND RESERVES:	
Warrants Outstanding	\$ 203,438.92
Reserve for Interest on Warrants	\$ -
Reserves From Schedule 3	\$ 1,614,301.69
TOTAL LIABILITIES AND RESERVES	\$ 1,817,740.61
CASH FUND BALANCE JUNE 30, 2021	\$ 18,822,944.64
TOTAL LIABILITIES, RESERVES AND CASH FUND BALANCE	\$ 20,640,685.25

Schedule 5: Sales Tax Revenue Funds Balance Sheet of Current and All Prior Years		
CURRENT AND ALL PRIOR YEARS	2020-21	PRE-2020
Cash Balance Reported to Excise Board June 30, 2020	\$ -	\$ 16,750,742.17
Opening Balance from Prior Year	\$ 15,603,715.01	\$ 15,603,715.01
Cash Fund Balance Transferred Out	\$ 1,948,701.92	\$ -
Cash Fund Balance Transferred In	\$ 2,843,075.44	\$ -
Adjusted Cash Balance	\$ 16,498,088.53	\$ 1,147,027.16
Ad Valorem Tax Apportioned To Year in Caption	\$ -	\$ -
Sources of Revenue		
9000 Interest, Mortgage Tax	\$ 60,532.29	\$ -
9100 Local Revenues	\$ 23,117.57	\$ -
9200 State Revenues	\$ 2,310,774.31	\$ -
9300 Federal Revenues	\$ 6,419.33	\$ -
9400 Miscellaneous Revenues	\$ 298,428.69	\$ -
9500 Special Assessments	\$ -	\$ -
9600 Other Revenues	\$ -	\$ -
9700 School Revenues	\$ -	\$ -
All Other Non-Tax Revenues	\$ -	\$ -
Sales Tax and Sales Tax Interest	\$ 9,331,328.34	\$ -
Cash Fund Balance Forward From Preceding Year	\$ 447,133.84	\$ -
Prior Expenditures Recovered	\$ -	\$ -
TOTAL RECEIPTS	\$ 12,477,734.37	\$ -
TOTAL RECEIPTS AND BALANCE	\$ 28,975,822.90	\$ 1,147,027.16
Warrants of Year in Caption	\$ 8,335,137.65	\$ 699,893.32
Interest Paid Thereon	\$ -	\$ -
TOTAL DISBURSEMENTS	\$ 8,335,137.65	\$ 699,893.32
CASH BALANCE JUNE 30, 2021	\$ 20,640,685.25	\$ 447,133.84
Reserve for Warrants Outstanding	\$ 203,438.92	\$ -
Reserve for Interest on Warrants	\$ -	\$ -
Reserves From Schedule 8	\$ 1,614,301.69	\$ -
TOTAL LIABILITES AND RESERVE	\$ 1,817,740.61	\$ -
DEFICIT:	\$ -	\$ -
CASH BALANCE FORWARD TO NEXT YEAR	\$ 18,822,944.64	\$ 447,133.84

Schedule 9: Sales Tax Revenue Funds Summary of Expenses				
Total for Expenses	Net Appropriations July 1, 2021	Warrants Issued	Reserves	Approved by County Excise Board
1100 Total Salaries	\$ 511,761.60	\$ 244,403.64	\$ -	\$ 267,357.96
1200 Fringe Benefits	\$ -	\$ -	\$ -	\$ -
1300 Travel Related	\$ 10,858.01	\$ 528.35	\$ 2,283.84	\$ 8,445.82
2005 Total Maintenance & Operations	\$ 26,583,470.69	\$ 8,267,969.22	\$ 1,610,517.85	\$ 18,539,204.28
4110 Machinery & Equipment, Capital Outlay	\$ 35,111.94	\$ 25,675.36	\$ 1,500.00	\$ 7,936.58
All Other Expenses	\$ -	\$ -	\$ -	\$ -
TOTAL EXPENDITURES 2020-21 FISCAL YEAR	\$ 27,141,202.24	\$ 8,538,576.57	\$ 1,614,301.69	\$ 18,822,944.64

USE TAX SALES TAX COVERING THE PERIOD 7/1/2020 TO 6/30/2021
ESTIMATE OF NEEDS FOR 2021-2022

IST-1301

USE TAX SALES TAX

Schedule 1: Current Balance Sheet - June 30, 2021	
ASSETS:	
Cash Balances	\$ 3,810,359.61
Investments	\$ -
TOTAL ASSETS	\$ 3,810,359.61
LIABILITIES AND RESERVES:	
Warrants Outstanding	\$ 11,303.60
Reserve for Interest on Warrants	\$ -
Reserves From Schedule 3	\$ 141,118.14
TOTAL LIABILITIES AND RESERVES	\$ 152,421.74
CASH FUND BALANCE JUNE 30, 2021	\$ 3,657,937.87
TOTAL LIABILITIES, RESERVES AND CASH FUND BALANCE	\$ 3,810,359.61

Schedule 5: Use Tax Sales Tax Fund Balance Sheet of Current and All Prior Years		
CURRENT AND ALL PRIOR YEARS	2020-21	PRE-2020
Cash Balance Reported to Excise Board June 30, 2020	\$ -	\$ 2,854,957.61
Opening Balance from Prior Year	\$ 2,779,649.80	\$ 2,779,649.80
Cash Fund Balance Transferred Out	\$ 47,831.62	\$ -
Cash Fund Balance Transferred In	\$ 130,673.49	\$ -
Adjusted Cash Balance	\$ 2,862,491.67	\$ 75,307.81
Ad Valorem Tax Apportioned To Year In Caption	\$ -	\$ -
Sources of Revenue		
9000 Interest, Mortgage Tax	\$ -	\$ -
9100 Local Revenues	\$ -	\$ -
9200 State Revenues	\$ 2,270,721.79	\$ -
9300 Federal Revenues	\$ -	\$ -
9400 Miscellaneous Revenues	\$ 132,956.74	\$ -
9500 Special Assessments	\$ -	\$ -
9600 Other Revenues	\$ -	\$ -
9700 School Revenues	\$ -	\$ -
All Other Non-Tax Revenues	\$ -	\$ -
Sales Tax and Sales Tax Interest	\$ -	\$ -
Cash Fund Balance Forward From Preceding Year	\$ 22,832.12	\$ -
Prior Expenditures Recovered	\$ -	\$ -
TOTAL RECEIPTS	\$ 2,426,510.65	\$ -
TOTAL RECEIPTS AND BALANCE	\$ 5,289,002.32	\$ 75,307.81
Warrants of Year in Caption	\$ 1,478,642.71	\$ 52,475.69
Interest Paid Thereon	\$ -	\$ -
TOTAL DISBURSEMENTS	\$ 1,478,642.71	\$ 52,475.69
CASH BALANCE JUNE 30, 2021	\$ 3,810,359.61	\$ 22,832.12
Reserve for Warrants Outstanding	\$ 11,303.60	\$ -
Reserve for Interest on Warrants	\$ -	\$ -
Reserves From Schedule 8	\$ 141,118.14	\$ -
TOTAL LIABILITIES AND RESERVE	\$ 152,421.74	\$ -
DEFICIT:	\$ -	\$ -
CASH BALANCE FORWARD TO NEXT YEAR	\$ 3,657,937.87	\$ 22,832.12

Schedule 9: Use Tax Sales Tax Fund Summary of Expenses				
Total for Expenses	Net Appropriations July 1, 2021	Warrants Issued	Reserves	Approved by County Excise Board
1100 Total Salaries	\$ 511,761.60	\$ 244,403.64	\$ -	\$ 267,357.96
1200 Fringe Benefits	\$ -	\$ -	\$ -	\$ -
1300 Travel Related	\$ 10,858.01	\$ 528.35	\$ 2,283.84	\$ 8,445.82
2000 Total Maintenance & Operations	\$ 4,508,138.62	\$ 1,223,439.96	\$ 138,834.30	\$ 3,381,963.45
4100 Total Machinery & Equipment, Capital Outlay	\$ 21,745.00	\$ 21,574.36	\$ -	\$ 170.64
All Other Expenses	\$ -	\$ -	\$ -	\$ -
TOTAL EXPENDITURES 2020-21 FISCAL YEAR	\$ 5,052,503.23	\$ 1,489,946.31	\$ 141,118.14	\$ 3,657,937.87

COURTHOUSE MAINTENANCE SALES TAX COVERING THE PERIOD 7/1/2020 TO 6/30/2021
ESTIMATE OF NEEDS FOR 2021-2022

1ST-1306

COURTHOUSE MAINTENANCE SALES TAX

Schedule 1: Current Balance Sheet - June 30, 2021	
ASSETS:	
Cash Balances	\$ 3,050,227.07
Investments	\$ -
TOTAL ASSETS	\$ 3,050,227.07
LIABILITIES AND RESERVES:	
Warrants Outstanding	\$ 11,943.75
Reserve for Interest on Warrants	\$ -
Reserves From Schedule 3	\$ 10,673.23
TOTAL LIABILITIES AND RESERVES	\$ 22,616.98
CASH FUND BALANCE JUNE 30, 2021	\$ 3,027,610.09
TOTAL LIABILITIES, RESERVES AND CASH FUND BALANCE	\$ 3,050,227.07

Schedule 5: Courthouse Maintenance Sales Tax Fund Balance Sheet of Current and All Prior Years		
CURRENT AND ALL PRIOR YEARS	2020-21	PRE-2020
Cash Balance Reported to Excise Board June 30, 2020	\$ -	\$ 3,154,104.28
Opening Balance from Prior Year	\$ 3,000,445.13	\$ 3,000,445.13
Cash Fund Balance Transferred Out	\$ 1,900,850.00	\$ -
Cash Fund Balance Transferred In	\$ 2,391,441.37	\$ -
Adjusted Cash Balance	\$ 3,491,036.50	\$ 153,659.15
Ad Valorem Tax Apportioned To Year In Caption	\$ -	\$ -
Sources of Revenue		
9000 Interest, Mortgage Tax	\$ 9,996.21	\$ -
9100 Local Revenues	\$ -	\$ -
9200 State Revenues	\$ -	\$ -
9300 Federal Revenues	\$ -	\$ -
9400 Miscellaneous Revenues	\$ 31,002.00	\$ -
9500 Special Assessments	\$ -	\$ -
9600 Other Revenues	\$ -	\$ -
9700 School Revenues	\$ -	\$ -
All Other Non-Tax Revenues	\$ -	\$ -
Sales Tax and Sales Tax Interest	\$ -	\$ -
Cash Fund Balance Forward From Preceding Year	\$ 33,484.20	\$ -
Prior Expenditures Recovered	\$ -	\$ -
TOTAL RECEIPTS	\$ 74,482.41	\$ -
TOTAL RECEIPTS AND BALANCE	\$ 3,565,518.91	\$ 153,659.15
Warrants of Year in Caption	\$ 515,291.84	\$ 120,174.95
Interest Paid Thereon	\$ -	\$ -
TOTAL DISBURSEMENTS	\$ 515,291.84	\$ 120,174.95
CASH BALANCE JUNE 30, 2021	\$ 3,050,227.07	\$ 33,484.20
Reserve for Warrants Outstanding	\$ 11,943.75	\$ -
Reserve for Interest on Warrants	\$ -	\$ -
Reserves From Schedule 8	\$ 10,673.23	\$ -
TOTAL LIABILITES AND RESERVE	\$ 22,616.98	\$ -
DEFICIT:	\$ -	\$ -
CASH BALANCE FORWARD TO NEXT YEAR	\$ 3,027,610.09	\$ 33,484.20

Schedule 9: Courthouse Maintenance Sales Tax Fund Summary of Expenses				
Total for Expenses	Net Appropriations July 1, 2021	Warrants Issued	Reserves	Approved by County Excise Board
1100 Total Salaries	\$ -	\$ -	\$ -	\$ -
1200 Fringe Benefits	\$ -	\$ -	\$ -	\$ -
1300 Travel Related	\$ -	\$ -	\$ -	\$ -
2000 Total Maintenance & Operations	\$ 3,517,997.46	\$ 527,235.59	\$ 10,673.23	\$ 3,027,610.09
4100 Total Machinery & Equipment, Capital Outlay	\$ -	\$ -	\$ -	\$ -
All Other Expenses	\$ -	\$ -	\$ -	\$ -
TOTAL EXPENDITURES 2020-21 FISCAL YEAR	\$ 3,517,997.46	\$ 527,235.59	\$ 10,673.23	\$ 3,027,610.09

GENERAL GOV'T SALES TAX COVERING THE PERIOD 7/1/2020 TO 6/30/2021
ESTIMATE OF NEEDS FOR 2021-2022

LST-1311

GENERAL GOV'T SALES TAX

Schedule 1: Current Balance Sheet - June 30, 2021	
ASSETS:	
Cash Balances	\$ 1,158,085.08
Investments	\$ -
TOTAL ASSETS	\$ 1,158,085.08
LIABILITIES AND RESERVES:	
Warrants Outstanding	\$ -
Reserve for Interest on Warrants	\$ -
Reserves From Schedule 3	\$ -
TOTAL LIABILITIES AND RESERVES	\$ -
CASH FUND BALANCE JUNE 30, 2021	\$ 1,158,085.08
TOTAL LIABILITIES, RESERVES AND CASH FUND BALANCE	\$ 1,158,085.08

Schedule 5: General Gov'T Sales Tax Fund Balance Sheet of Current and All Prior Years		
CURRENT AND ALL PRIOR YEARS	2020-21	PRE-2020
Cash Balance Reported to Excise Board June 30, 2020	\$ -	\$ 960,323.71
Opening Balance from Prior Year	\$ 960,323.71	\$ 960,323.71
Cash Fund Balance Transferred Out	\$ -	\$ -
Cash Fund Balance Transferred In	\$ -	\$ -
Adjusted Cash Balance	\$ 960,323.71	\$ -
Ad Valorem Tax Apportioned To Year In Caption	\$ -	\$ -
Sources of Revenue		
9000 Interest, Mortgage Tax	\$ 3,757.59	\$ -
9100 Local Revenues	\$ 23,117.57	\$ -
9200 State Revenues	\$ -	\$ -
9300 Federal Revenues	\$ -	\$ -
9400 Miscellaneous Revenues	\$ 7,132.14	\$ -
9500 Special Assessments	\$ -	\$ -
9600 Other Revenues	\$ -	\$ -
9700 School Revenues	\$ -	\$ -
All Other Non-Tax Revenues	\$ -	\$ -
Sales Tax and Sales Tax Interest	\$ 717,794.50	\$ -
Cash Fund Balance Forward From Preceding Year	\$ -	\$ -
Prior Expenditures Recovered	\$ -	\$ -
TOTAL RECEIPTS	\$ 751,801.80	\$ -
TOTAL RECEIPTS AND BALANCE	\$ 1,712,125.51	\$ -
Warrants of Year in Caption	\$ 554,040.43	\$ -
Interest Paid Thereon	\$ -	\$ -
TOTAL DISBURSEMENTS	\$ 554,040.43	\$ -
CASH BALANCE JUNE 30, 2021	\$ 1,158,085.08	\$ -
Reserve for Warrants Outstanding	\$ -	\$ -
Reserve for Interest on Warrants	\$ -	\$ -
Reserves From Schedule 8	\$ -	\$ -
TOTAL LIABILITES AND RESERVE	\$ -	\$ -
DEFICIT:	\$ -	\$ -
CASH BALANCE FORWARD TO NEXT YEAR	\$ 1,158,085.08	\$ -

Schedule 9: General Gov'T Sales Tax Fund Summary of Expenses				
Total for Expenses	Net Appropriations July 1, 2021	Warrants Issued	Reserves	Approved by County Excise Board
1100 Total Salaries	\$ -	\$ -	\$ -	\$ -
1200 Fringe Benefits	\$ -	\$ -	\$ -	\$ -
1300 Travel Related	\$ -	\$ -	\$ -	\$ -
2000 Total Maintenance & Operations	\$ 1,646,689.82	\$ 554,040.43	\$ -	\$ 1,158,085.08
4100 Total Machinery & Equipment, Capital Outlay	\$ -	\$ -	\$ -	\$ -
All Other Expenses	\$ -	\$ -	\$ -	\$ -
TOTAL EXPENDITURES 2020-21 FISCAL YEAR	\$ 1,646,689.82	\$ 554,040.43	\$ -	\$ 1,158,085.08

ROAD AND BRIDGES SALES TAX COVERING THE PERIOD 7/1/2020 TO 6/30/2021
ESTIMATE OF NEEDS FOR 2021-2022

1ST-1313

ROAD AND BRIDGES SALES TAX

Schedule 1: Current Balance Sheet - June 30, 2021	
ASSETS:	
Cash Balances	\$ 8,694,745.45
Investments	\$ -
TOTAL ASSETS	\$ 8,694,745.45
LIABILITIES AND RESERVES:	
Warrants Outstanding	\$ 74,077.68
Reserve for Interest on Warrants	\$ -
Reserves From Schedule 3	\$ 893,361.39
TOTAL LIABILITIES AND RESERVES	\$ 967,439.07
CASH FUND BALANCE JUNE 30, 2021	\$ 7,727,306.38
TOTAL LIABILITIES, RESERVES AND CASH FUND BALANCE	\$ 8,694,745.45

Schedule 5: Road And Bridges Sales Tax Fund Balance Sheet of Current and All Prior Years		
CURRENT AND ALL PRIOR YEARS	2020-21	PRE-2020
Cash Balance Reported to Excise Board June 30, 2020	\$ -	\$ 6,899,195.13
Opening Balance from Prior Year	\$ 6,315,887.18	\$ 6,315,887.18
Cash Fund Balance Transferred Out	\$ 20.30	\$ -
Cash Fund Balance Transferred In	\$ 312,519.54	\$ -
Adjusted Cash Balance	\$ 6,628,386.42	\$ 583,307.95
Ad Valorem Tax Apportioned To Year In Caption	\$ -	\$ -
Sources of Revenue		
9000 Interest, Mortgage Tax	\$ 30,061.07	\$ -
9100 Local Revenues	\$ -	\$ -
9200 State Revenues	\$ 40,052.52	\$ -
9300 Federal Revenues	\$ -	\$ -
9400 Miscellaneous Revenues	\$ 126,738.50	\$ -
9500 Special Assessments	\$ -	\$ -
9600 Other Revenues	\$ -	\$ -
9700 School Revenues	\$ -	\$ -
All Other Non-Tax Revenues	\$ -	\$ -
Sales Tax and Sales Tax Interest	\$ 5,742,355.90	\$ -
Cash Fund Balance Forward From Preceding Year	\$ 248,760.20	\$ -
Prior Expenditures Recovered	\$ -	\$ -
TOTAL RECEIPTS	\$ 6,187,968.19	\$ -
TOTAL RECEIPTS AND BALANCE	\$ 12,816,354.61	\$ 583,307.95
Warrants of Year in Caption	\$ 4,121,609.16	\$ 334,547.75
Interest Paid Thereon	\$ -	\$ -
TOTAL DISBURSEMENTS	\$ 4,121,609.16	\$ 334,547.75
CASH BALANCE JUNE 30, 2021	\$ 8,694,745.45	\$ 248,760.20
Reserve for Warrants Outstanding	\$ 74,077.68	\$ -
Reserve for Interest on Warrants	\$ -	\$ -
Reserves From Schedule 8	\$ 893,361.39	\$ -
TOTAL LIABILITES AND RESERVE	\$ 967,439.07	\$ -
DEFICIT:	\$ -	\$ -
CASH BALANCE FORWARD TO NEXT YEAR	\$ 7,727,306.38	\$ 248,760.20

Schedule 9: Road And Bridges Sales Tax Fund Summary of Expenses				
Total for Expenses	Net Appropriations July 1, 2021	Warrants Issued	Reserves	Approved by County Excise Board
1100 Total Salaries	\$ -	\$ -	\$ -	\$ -
1200 Fringe Benefits	\$ -	\$ -	\$ -	\$ -
1300 Travel Related	\$ -	\$ -	\$ -	\$ -
2000 Total Maintenance & Operations	\$ 11,896,103.32	\$ 4,195,686.84	\$ 893,361.39	\$ 7,727,306.38
4100 Total Machinery & Equipment, Capital Outlay	\$ -	\$ -	\$ -	\$ -
All Other Expenses	\$ -	\$ -	\$ -	\$ -
TOTAL EXPENDITURES 2020-21 PISCAL YEAR	\$ 11,896,103.32	\$ 4,195,686.84	\$ 893,361.39	\$ 7,727,306.38

SHERIFF SALES TAX COVERING THE PERIOD 7/1/2020 TO 6/30/2021
ESTIMATE OF NEEDS FOR 2021-2022

IST-1319

SHERIFF SALES TAX

Schedule 1: Current Balance Sheet - June 30, 2021	
ASSETS:	
Cash Balances	\$ 501,990.76
Investments	\$ -
TOTAL ASSETS	\$ 501,990.76
LIABILITIES AND RESERVES:	
Warrants Outstanding	\$ 46,673.58
Reserve for Interest on Warrants	\$ -
Reserves From Schedule 3	\$ 59,168.70
TOTAL LIABILITIES AND RESERVES	\$ 105,842.28
CASH FUND BALANCE JUNE 30, 2021	\$ 396,148.48
TOTAL LIABILITIES, RESERVES AND CASH FUND BALANCE	\$ 501,990.76

Schedule 5: Sheriff Sales Tax Fund Balance Sheet of Current and All Prior Years		
CURRENT AND ALL PRIOR YEARS	2020-21	PRE-2020
Cash Balance Reported to Excise Board June 30, 2020	\$ -	\$ 290,150.66
Opening Balance from Prior Year	\$ 153,187.87	\$ 153,187.87
Cash Fund Balance Transferred Out	\$ -	\$ -
Cash Fund Balance Transferred In	\$ 4,379.88	\$ -
Adjusted Cash Balance	\$ 157,567.75	\$ 136,962.79
Ad Valorem Tax Apportioned To Year In Caption	\$ -	\$ -
Sources of Revenue		
9000 Interest, Mortgage Tax	\$ 3,757.59	\$ -
9100 Local Revenues	\$ -	\$ -
9200 State Revenues	\$ -	\$ -
9300 Federal Revenues	\$ -	\$ -
9400 Miscellaneous Revenues	\$ 512.00	\$ -
9500 Special Assessments	\$ -	\$ -
9600 Other Revenues	\$ -	\$ -
9700 School Revenues	\$ -	\$ -
All Other Non-Tax Revenues	\$ -	\$ -
Sales Tax and Sales Tax Interest	\$ 717,794.49	\$ -
Cash Fund Balance Forward From Preceding Year	\$ 37,491.22	\$ -
Prior Expenditures Recovered	\$ -	\$ -
TOTAL RECEIPTS	\$ 759,555.30	\$ -
TOTAL RECEIPTS AND BALANCE	\$ 917,123.05	\$ 136,962.79
Warrants of Year in Caption	\$ 415,132.29	\$ 99,471.57
Interest Paid Thereon	\$ -	\$ -
TOTAL DISBURSEMENTS	\$ 415,132.29	\$ 99,471.57
CASH BALANCE JUNE 30, 2021	\$ 501,990.76	\$ 37,491.22
Reserve for Warrants Outstanding	\$ 46,673.58	\$ -
Reserve for Interest on Warrants	\$ -	\$ -
Reserves From Schedule 8	\$ 59,168.70	\$ -
TOTAL LIABILITES AND RESERVE	\$ 105,842.28	\$ -
DEFICIT:	\$ -	\$ -
CASH BALANCE FORWARD TO NEXT YEAR	\$ 396,148.48	\$ 37,491.22

Schedule 9: Sheriff Sales Tax Fund Summary of Expenses				
Total for Expenses	Net Appropriations July 1, 2021	Warrants Issued	Reserves	Approved by County Excise Board
1100 Total Salaries	\$ -	\$ -	\$ -	\$ -
1200 Fringe Benefits	\$ -	\$ -	\$ -	\$ -
1300 Travel Related	\$ -	\$ -	\$ -	\$ -
2000 Total Maintenance & Operations	\$ 803,447.08	\$ 461,805.87	\$ 59,168.70	\$ 396,148.48
4100 Total Machinery & Equipment, Capital Outlay	\$ -	\$ -	\$ -	\$ -
All Other Expenses	\$ -	\$ -	\$ -	\$ -
TOTAL EXPENDITURES 2020-21 FISCAL YEAR	\$ 803,447.08	\$ 461,805.87	\$ 59,168.70	\$ 396,148.48

RURAL FIRE SALES TAX COVERING THE PERIOD 7/1/2020 TO 6/30/2021
ESTIMATE OF NEEDS FOR 2021-2022

I-ST-1321

RURAL FIRE SALES TAX

Schedule 1: Current Balance Sheet - June 30, 2021	
ASSETS:	
Cash Balances	\$ 3,425,277.28
Investments	\$ -
TOTAL ASSETS	\$ 3,425,277.28
LIABILITIES AND RESERVES:	
Warrants Outstanding	\$ 59,440.31
Reserve for Interest on Warrants	\$ -
Reserves From Schedule 3	\$ 509,980.23
TOTAL LIABILITIES AND RESERVES	\$ 569,420.54
CASH FUND BALANCE JUNE 30, 2021	\$ 2,855,856.74
TOTAL LIABILITIES, RESERVES AND CASH FUND BALANCE	\$ 3,425,277.28

Schedule 5: Rural Fire Sales Tax Fund Balance Sheet of Current and All Prior Years		
CURRENT AND ALL PRIOR YEARS	2020-21	PRE-2020
Cash Balance Reported to Excise Board June 30, 2020	\$ -	\$ 2,592,010.78
Opening Balance from Prior Year	\$ 2,394,221.32	\$ 2,394,221.32
Cash Fund Balance Transferred Out	\$ -	\$ -
Cash Fund Balance Transferred In	\$ 4,061.16	\$ -
Adjusted Cash Balance	\$ 2,398,282.48	\$ 197,789.46
Ad Valorem Tax Apportioned To Year In Caption	\$ -	\$ -
Sources of Revenue		
9000 Interest, Mortgage Tax	\$ 12,959.83	\$ -
9100 Local Revenues	\$ -	\$ -
9200 State Revenues	\$ -	\$ -
9300 Federal Revenues	\$ 6,419.33	\$ -
9400 Miscellaneous Revenues	\$ 87.31	\$ -
9500 Special Assessments	\$ -	\$ -
9600 Other Revenues	\$ -	\$ -
9700 School Revenues	\$ -	\$ -
All Other Non-Tax Revenues	\$ -	\$ -
Sales Tax and Sales Tax Interest	\$ 2,153,383.45	\$ -
Cash Fund Balance Forward From Preceding Year	\$ 104,566.10	\$ -
Prior Expenditures Recovered	\$ -	\$ -
TOTAL RECEIPTS	\$ 2,277,416.02	\$ -
TOTAL RECEIPTS AND BALANCE	\$ 4,675,698.50	\$ 197,789.46
Warrants of Year in Caption	\$ 1,250,421.22	\$ 93,223.36
Interest Paid Thereon	\$ -	\$ -
TOTAL DISBURSEMENTS	\$ 1,250,421.22	\$ 93,223.36
CASH BALANCE JUNE 30, 2021	\$ 3,425,277.28	\$ 104,566.10
Reserve for Warrants Outstanding	\$ 59,440.31	\$ -
Reserve for Interest on Warrants	\$ -	\$ -
Reserves From Schedule 8	\$ 509,980.23	\$ -
TOTAL LIABILITES AND RESERVE	\$ 569,420.54	\$ -
DEFICIT:	\$ -	\$ -
CASH BALANCE FORWARD TO NEXT YEAR	\$ 2,855,856.74	\$ 104,566.10

Schedule 9: Rural Fire Sales Tax Fund Summary of Expenses				
Total for Expenses	Net Appropriations July 1, 2021	Warrants Issued	Reserves	Approved by County Excise Board
1100 Total Salaries	\$ -	\$ -	\$ -	\$ -
1200 Fringe Benefits	\$ -	\$ -	\$ -	\$ -
1300 Travel Related	\$ -	\$ -	\$ -	\$ -
2000 Total Maintenance & Operations	\$ 4,211,094.39	\$ 1,305,760.53	\$ 508,480.23	\$ 2,848,090.80
4100 Total Machinery & Equipment, Capital Outlay	\$ 13,366.94	\$ 4,101.00	\$ 1,500.00	\$ 7,765.94
All Other Expenses	\$ -	\$ -	\$ -	\$ -
TOTAL EXPENDITURES 2020-21 FISCAL YEAR	\$ 4,224,461.33	\$ 1,309,861.53	\$ 509,980.23	\$ 2,855,856.74

This page intentionally left blank

TOTAL OF EXPENDABLE TRUST FUNDS COVERING THE PERIOD JULY 1, 2020 TO JUNE 30, 2021
ESTIMATE OF NEEDS FOR 2021-2022

EXHIBIT "M" TOTALS

Schedule 1: Current Balance Sheet - June 30, 2021	
ASSETS:	
Cash Balances	\$ 3,917,781.20
Investments	\$ -
TOTAL ASSETS	\$ 3,917,781.20
LIABILITIES AND RESERVES:	
Warrants Outstanding	\$ 17,779.47
Reserve for Interest on Warrants	\$ -
Reserves From Schedule 3	\$ 1,959.47
TOTAL LIABILITIES AND RESERVES	\$ 19,738.94
CASH FUND BALANCE JUNE 30, 2021	\$ 3,898,042.26
TOTAL LIABILITIES, RESERVES AND CASH FUND BALANCE	\$ 3,917,781.20

Schedule 5: Expendable Trust Funds Balance Sheet of Current and All Prior Years		
CURRENT AND ALL PRIOR YEARS	2020-21	PRE-2020
Cash Balance Reported to Excise Board June 30, 2020	\$ -	\$ 2,701,799.74
Opening Balance from Prior Year	\$ 2,638,175.82	\$ 2,638,175.82
Cash Fund Balance Transferred Out	\$ 67,538.46	\$ -
Cash Fund Balance Transferred In	\$ 2,293,199.47	\$ -
Adjusted Cash Balance	\$ 4,863,836.83	\$ 63,623.92
Ad Valorem Tax Apportioned To Year In Caption	\$ 56,192,555.61	\$ -
Sources of Revenue		
9000 Interest, Mortgage Tax	\$ 1,217,914.45	\$ -
9100 Local Revenues	\$ 438,437.63	\$ -
9200 State Revenues	\$ 654,695.03	\$ -
9300 Federal Revenues	\$ 83,197.26	\$ -
9400 Miscellaneous Revenues	\$ 68,638.06	\$ -
9500 Special Assessments	\$ 67,794.01	\$ -
9600 Other Revenues	\$ -	\$ -
9700 School Revenues	\$ -	\$ -
All Other Non-Tax Revenues	\$ -	\$ -
Sales Tax and Sales Tax Interest	\$ -	\$ -
Cash Fund Balance Forward From Preceding Year	\$ 19,960.33	\$ -
Prior Expenditures Recovered	\$ -	\$ -
TOTAL RECEIPTS	\$ 58,743,192.38	\$ -
TOTAL RECEIPTS AND BALANCE	\$ 63,607,029.21	\$ 63,623.92
Warrants of Year in Caption	\$ 59,689,248.01	\$ 43,663.59
Interest Paid Thereon	\$ -	\$ -
TOTAL DISBURSEMENTS	\$ 59,689,248.01	\$ 43,663.59
CASH BALANCE JUNE 30, 2021	\$ 3,917,781.20	\$ 19,960.33
Reserve for Warrants Outstanding	\$ 17,779.47	\$ -
Reserve for Interest on Warrants	\$ -	\$ -
Reserves From Schedule 8	\$ 1,959.47	\$ -
TOTAL LIABILITIES AND RESERVE	\$ 19,738.94	\$ -
DEFICIT:	\$ -	\$ (0.00)
CASH BALANCE FORWARD TO NEXT YEAR	\$ 3,898,042.26	\$ 19,960.33

Schedule 9: Expendable Trust Funds Summary of Expenses				
Total for Expenses	Net Appropriations July 1, 2021	Warrants Issued	Reserves	Approved by County Excise Board
1100 Total Salaries	\$ 71,310.80	\$ 20,196.54	\$ -	\$ 59,447.75
1200 Fringe Benefits	\$ -	\$ -	\$ -	\$ -
1300 Travel Related	\$ -	\$ -	\$ -	\$ -
2005 Total Maintenance & Operations	\$ 3,090,156.32	\$ 264,912.65	\$ 1,959.47	\$ 3,191,079.88
4110 Machinery & Equipment, Capital Outlay	\$ -	\$ -	\$ -	\$ -
All Other Expenses	\$ 60,069,432.92	\$ 59,421,918.29	\$ -	\$ 647,514.63
TOTAL EXPENDITURES 2020-21 FISCAL YEAR	\$ 63,230,900.04	\$ 59,707,027.48	\$ 1,959.47	\$ 3,898,042.26

COURT CLERK REVOLVING COVERING THE PERIOD 7/1/2020 TO 6/30/2021
ESTIMATE OF NEEDS FOR 2021-2022

M-7201

COURT CLERK REVOLVING

Schedule 1: Current Balance Sheet - June 30, 2021	
ASSETS:	
Cash Balances	\$ 262,037.16
Investments	\$ -
TOTAL ASSETS	\$ 262,037.16
LIABILITIES AND RESERVES:	
Warrants Outstanding	\$ -
Reserve for Interest on Warrants	\$ -
Reserves From Schedule 3	\$ -
TOTAL LIABILITIES AND RESERVES	\$ -
CASH FUND BALANCE JUNE 30, 2021	\$ 262,037.16
TOTAL LIABILITIES, RESERVES AND CASH FUND BALANCE	\$ 262,037.16

Schedule 5: Court Clerk Revolving Fund Balance Sheet of Current and All Prior Years		
CURRENT AND ALL PRIOR YEARS	2020-21	PRE-2020
Cash Balance Reported to Excise Board June 30, 2020	\$ -	\$ 242,814.31
Opening Balance from Prior Year	\$ 242,600.17	\$ 242,600.17
Cash Fund Balance Transferred Out	\$ 30,200.00	\$ -
Cash Fund Balance Transferred In	\$ 6,196.00	\$ -
Adjusted Cash Balance	\$ 218,596.17	\$ 214.14
Ad Valorem Tax Apportioned To Year In Caption	\$ -	\$ -
Sources of Revenue		
9000 Interest, Mortgage Tax	\$ -	\$ -
9100 Local Revenues	\$ 62,321.75	\$ -
9200 State Revenues	\$ -	\$ -
9300 Federal Revenues	\$ -	\$ -
9400 Miscellaneous Revenues	\$ 170.00	\$ -
9500 Special Assessments	\$ -	\$ -
9600 Other Revenues	\$ -	\$ -
9700 School Revenues	\$ -	\$ -
All Other Non-Tax Revenues	\$ -	\$ -
Sales Tax and Sales Tax Interest	\$ -	\$ -
Cash Fund Balance Forward From Preceding Year	\$ -	\$ -
Prior Expenditures Recovered	\$ -	\$ -
TOTAL RECEIPTS	\$ 62,491.75	\$ -
TOTAL RECEIPTS AND BALANCE	\$ 281,087.92	\$ 214.14
Warrants of Year in Caption	\$ 19,050.76	\$ 214.14
Interest Paid Thereon	\$ -	\$ -
TOTAL DISBURSEMENTS	\$ 19,050.76	\$ 214.14
CASH BALANCE JUNE 30, 2021	\$ 262,037.16	\$ (0.00)
Reserve for Warrants Outstanding	\$ -	\$ -
Reserve for Interest on Warrants	\$ -	\$ -
Reserves From Schedule 8	\$ -	\$ -
TOTAL LIABILITES AND RESERVE	\$ -	\$ -
DEFICIT:	\$ -	\$ (0.00)
CASH BALANCE FORWARD TO NEXT YEAR	\$ 262,037.16	\$ -

Schedule 9: Court Clerk Revolving Fund Summary of Expenses				
Total for Expenses	Net Appropriations July 1, 2021	Warrants Issued	Reserves	Approved by County Excise Board
1100 Total Salaries	\$ -	\$ -	\$ -	\$ -
1200 Fringe Benefits	\$ -	\$ -	\$ -	\$ -
1300 Travel Related	\$ -	\$ -	\$ -	\$ -
2000 Total Maintenance & Operations	\$ 276,604.14	\$ 19,050.76	\$ -	\$ 262,037.16
4100 Total Machinery & Equipment, Capital Outlay	\$ -	\$ -	\$ -	\$ -
All Other Expenses	\$ -	\$ -	\$ -	\$ -
TOTAL EXPENDITURES 2020-21 FISCAL YEAR	\$ 276,604.14	\$ 19,050.76	\$ -	\$ 262,037.16

LAW LIBRARY COVERING THE PERIOD 7/1/2020 TO 6/30/2021
ESTIMATE OF NEEDS FOR 2021-2022

M-7205

LAW LIBRARY

Schedule 1: Current Balance Sheet - June 30, 2021	
ASSETS:	
Cash Balances	\$ 8,532.40
Investments	\$ -
TOTAL ASSETS	\$ 8,532.40
LIABILITIES AND RESERVES:	
Warrants Outstanding	\$ 72.35
Reserve for Interest on Warrants	\$ -
Reserves From Schedule 3	\$ -
TOTAL LIABILITIES AND RESERVES	\$ 72.35
CASH FUND BALANCE JUNE 30, 2021	\$ 8,460.05
TOTAL LIABILITIES, RESERVES AND CASH FUND BALANCE	\$ 8,532.40

Schedule 5: Law Library Fund Balance Sheet of Current and All Prior Years		
CURRENT AND ALL PRIOR YEARS	2020-21	PRE-2020
Cash Balance Reported to Excise Board June 30, 2020	\$ -	\$ 6,583.83
Opening Balance from Prior Year	\$ 6,476.18	\$ 6,476.18
Cash Fund Balance Transferred Out	\$ -	\$ -
Cash Fund Balance Transferred In	\$ -	\$ -
Adjusted Cash Balance	\$ 6,476.18	\$ 107.65
Ad Valorem Tax Apportioned To Year In Caption	\$ -	\$ -
Sources of Revenue		
9000 Interest, Mortgage Tax	\$ -	\$ -
9100 Local Revenues	\$ 27,957.46	\$ -
9200 State Revenues	\$ -	\$ -
9300 Federal Revenues	\$ -	\$ -
9400 Miscellaneous Revenues	\$ -	\$ -
9500 Special Assessments	\$ -	\$ -
9600 Other Revenues	\$ -	\$ -
9700 School Revenues	\$ -	\$ -
All Other Non-Tax Revenues	\$ -	\$ -
Sales Tax and Sales Tax Interest	\$ -	\$ -
Cash Fund Balance Forward From Preceding Year	\$ -	\$ -
Prior Expenditures Recovered	\$ -	\$ -
TOTAL RECEIPTS	\$ 27,957.46	\$ -
TOTAL RECEIPTS AND BALANCE	\$ 34,433.64	\$ 107.65
Warrants of Year in Caption	\$ 25,901.24	\$ 107.65
Interest Paid Thereon	\$ -	\$ -
TOTAL DISBURSEMENTS	\$ 25,901.24	\$ 107.65
CASH BALANCE JUNE 30, 2021	\$ 8,532.40	\$ (0.00)
Reserve for Warrants Outstanding	\$ 72.35	\$ -
Reserve for Interest on Warrants	\$ -	\$ -
Reserves From Schedule 8	\$ -	\$ -
TOTAL LIABILITIES AND RESERVE	\$ 72.35	\$ -
DEFICIT:	\$ -	\$ (0.00)
CASH BALANCE FORWARD TO NEXT YEAR	\$ 8,460.05	\$ -

Schedule 9: Law Library Fund Summary of Expenses				
Total for Expenses	Net Appropriations July 1, 2021	Warrants Issued	Reserves	Approved by County Excise Board
1100 Total Salaries	\$ -	\$ -	\$ -	\$ -
1200 Fringe Benefits	\$ -	\$ -	\$ -	\$ -
1300 Travel Related	\$ -	\$ -	\$ -	\$ -
2000 Total Maintenance & Operations	\$ 32,015.97	\$ 25,973.59	\$ -	\$ 8,460.05
4100 Total Machinery & Equipment, Capital Outlay	\$ -	\$ -	\$ -	\$ -
All Other Expenses	\$ -	\$ -	\$ -	\$ -
TOTAL EXPENDITURES 2020-21 FISCAL YEAR	\$ 32,015.97	\$ 25,973.59	\$ -	\$ 8,460.05

MENTAL HEALTH COURT PROGRAM COVERING THE PERIOD 7/1/2020 TO 6/30/2021
ESTIMATE OF NEEDS FOR 2021-2022

M-7207

MENTAL HEALTH COURT PROGRAM

Schedule 1: Current Balance Sheet - June 30, 2021	
ASSETS:	
Cash Balances	\$ 147,431.91
Investments	\$ -
TOTAL ASSETS	\$ 147,431.91
LIABILITIES AND RESERVES:	
Warrants Outstanding	\$ 7,837.27
Reserve for Interest on Warrants	\$ -
Reserves From Schedule 3	\$ 1,454.99
TOTAL LIABILITIES AND RESERVES	\$ 9,292.26
CASH FUND BALANCE JUNE 30, 2021	\$ 138,139.65
TOTAL LIABILITIES, RESERVES AND CASH FUND BALANCE	\$ 147,431.91

Schedule 5: Mental Health Court Program Fund Balance Sheet of Current and All Prior Years		
CURRENT AND ALL PRIOR YEARS	2020-21	PRE-2020
Cash Balance Reported to Excise Board June 30, 2020	\$ -	\$ 145,684.18
Opening Balance from Prior Year	\$ 134,507.71	\$ 134,507.71
Cash Fund Balance Transferred Out	\$ -	\$ -
Cash Fund Balance Transferred In	\$ -	\$ -
Adjusted Cash Balance	\$ 134,507.71	\$ 11,176.47
Ad Valorem Tax Apportioned To Year In Caption	\$ -	\$ -
Sources of Revenue		
9000 Interest, Mortgage Tax	\$ -	\$ -
9100 Local Revenues	\$ -	\$ -
9200 State Revenues	\$ 116,586.05	\$ -
9300 Federal Revenues	\$ -	\$ -
9400 Miscellaneous Revenues	\$ -	\$ -
9500 Special Assessments	\$ -	\$ -
9600 Other Revenues	\$ -	\$ -
9700 School Revenues	\$ -	\$ -
All Other Non-Tax Revenues	\$ -	\$ -
Sales Tax and Sales Tax Interest	\$ -	\$ -
Cash Fund Balance Forward From Preceding Year	\$ 1,521.71	\$ -
Prior Expenditures Recovered	\$ -	\$ -
TOTAL RECEIPTS	\$ 118,107.76	\$ -
TOTAL RECEIPTS AND BALANCE	\$ 252,615.47	\$ 11,176.47
Warrants of Year in Caption	\$ 105,183.56	\$ 9,654.76
Interest Paid Thereon	\$ -	\$ -
TOTAL DISBURSEMENTS	\$ 105,183.56	\$ 9,654.76
CASH BALANCE JUNE 30, 2021	\$ 147,431.91	\$ 1,521.71
Reserve for Warrants Outstanding	\$ 7,837.27	\$ -
Reserve for Interest on Warrants	\$ -	\$ -
Reserves From Schedule 8	\$ 1,454.99	\$ -
TOTAL LIABILITES AND RESERVE	\$ 9,292.26	\$ -
DEFICIT:	\$ -	\$ -
CASH BALANCE FORWARD TO NEXT YEAR	\$ 138,139.65	\$ 1,521.71

Schedule 9: Mental Health Court Program Fund Summary of Expenses				
Total for Expenses	Net Appropriations July 1, 2021	Warrants Issued	Reserves	Approved by County Excise Board
1100 Total Salaries	\$ -	\$ -	\$ -	\$ -
1200 Fringe Benefits	\$ -	\$ -	\$ -	\$ -
1300 Travel Related	\$ -	\$ -	\$ -	\$ -
2000 Total Maintenance & Operations	\$ 241,292.10	\$ 113,020.83	\$ 1,454.99	\$ 138,139.65
4100 Total Machinery & Equipment, Capital Outlay	\$ -	\$ -	\$ -	\$ -
All Other Expenses	\$ -	\$ -	\$ -	\$ -
TOTAL EXPENDITURES 2020-21 FISCAL YEAR	\$ 241,292.10	\$ 113,020.83	\$ 1,454.99	\$ 138,139.65

JUVENILE DRUG COURT COVERING THE PERIOD 7/1/2020 TO 6/30/2021
ESTIMATE OF NEEDS FOR 2021-2022

M-7208

JUVENILE DRUG COURT

Schedule 1: Current Balance Sheet - June 30, 2021	
ASSETS:	
Cash Balances	\$ 60,182.11
Investments	\$ -
TOTAL ASSETS	\$ 60,182.11
LIABILITIES AND RESERVES:	
Warrants Outstanding	\$ 5,366.20
Reserve for Interest on Warrants	\$ -
Reserves From Schedule 3	\$ 504.48
TOTAL LIABILITIES AND RESERVES	\$ 5,870.68
CASH FUND BALANCE JUNE 30, 2021	\$ 54,311.43
TOTAL LIABILITIES, RESERVES AND CASH FUND BALANCE	\$ 60,182.11

Schedule 5: Juvenile Drug Court Fund Balance Sheet of Current and All Prior Years		
CURRENT AND ALL PRIOR YEARS	2020-21	PRE-2020
Cash Balance Reported to Excise Board June 30, 2020	\$ -	\$ 25,175.99
Opening Balance from Prior Year	\$ 25,175.99	\$ 25,175.99
Cash Fund Balance Transferred Out	\$ -	\$ -
Cash Fund Balance Transferred In	\$ -	\$ -
Adjusted Cash Balance	\$ 25,175.99	\$ -
Ad Valorem Tax Apportioned To Year In Caption	\$ -	\$ -
Sources of Revenue		
9000 Interest, Mortgage Tax	\$ -	\$ -
9100 Local Revenues	\$ -	\$ -
9200 State Revenues	\$ -	\$ -
9300 Federal Revenues	\$ 50,000.00	\$ -
9400 Miscellaneous Revenues	\$ -	\$ -
9500 Special Assessments	\$ -	\$ -
9600 Other Revenues	\$ -	\$ -
9700 School Revenues	\$ -	\$ -
All Other Non-Tax Revenues	\$ -	\$ -
Sales Tax and Sales Tax Interest	\$ -	\$ -
Cash Fund Balance Forward From Preceding Year	\$ -	\$ -
Prior Expenditures Recovered	\$ -	\$ -
TOTAL RECEIPTS	\$ 50,000.00	\$ -
TOTAL RECEIPTS AND BALANCE	\$ 75,175.99	\$ -
Warrants of Year in Caption	\$ 14,993.88	\$ -
Interest Paid Thereon	\$ -	\$ -
TOTAL DISBURSEMENTS	\$ 14,993.88	\$ -
CASH BALANCE JUNE 30, 2021	\$ 60,182.11	\$ -
Reserve for Warrants Outstanding	\$ 5,366.20	\$ -
Reserve for Interest on Warrants	\$ -	\$ -
Reserves From Schedule 8	\$ 504.48	\$ -
TOTAL LIABILITES AND RESERVE	\$ 5,870.68	\$ -
DEFICIT:	\$ -	\$ -
CASH BALANCE FORWARD TO NEXT YEAR	\$ 54,311.43	\$ -

Schedule 9: Juvenile Drug Court Fund Summary of Expenses				
Total for Expenses	Net Appropriations July 1, 2021	Warrants Issued	Reserves	Approved by County Excise Board
1100 Total Salaries	\$ 64,366.47	\$ 20,196.54	\$ -	\$ 52,503.42
1200 Fringe Benefits	\$ -	\$ -	\$ -	\$ -
1300 Travel Related	\$ -	\$ -	\$ -	\$ -
2000 Total Maintenance & Operations	\$ 2,476.03	\$ 163.54	\$ 504.48	\$ 1,808.01
4100 Total Machinery & Equipment, Capital Outlay	\$ -	\$ -	\$ -	\$ -
All Other Expenses	\$ -	\$ -	\$ -	\$ -
TOTAL EXPENDITURES 2020-21 FISCAL YEAR	\$ 66,842.50	\$ 20,360.08	\$ 504.48	\$ 54,311.43

COURT CLERK PRESERVATION COVERING THE PERIOD 7/1/2020 TO 6/30/2021
ESTIMATE OF NEEDS FOR 2021-2022

M-7210

COURT CLERK PRESERVATION

Schedule 1: Current Balance Sheet - June 30, 2021	
ASSETS:	
Cash Balances	\$ 52,000.99
Investments	\$ -
TOTAL ASSETS	\$ 52,000.99
LIABILITIES AND RESERVES:	
Warrants Outstanding	\$ -
Reserve for Interest on Warrants	\$ -
Reserves From Schedule 3	\$ -
TOTAL LIABILITIES AND RESERVES	\$ -
CASH FUND BALANCE JUNE 30, 2021	\$ 52,000.99
TOTAL LIABILITIES, RESERVES AND CASH FUND BALANCE	\$ 52,000.99

Schedule 5: Court Clerk Preservation Fund Balance Sheet of Current and All Prior Years		
CURRENT AND ALL PRIOR YEARS	2020-21	PRE-2020
Cash Balance Reported to Excise Board June 30, 2020	\$ -	\$ 19,689.33
Opening Balance from Prior Year	\$ 19,689.33	\$ 19,689.33
Cash Fund Balance Transferred Out	\$ -	\$ -
Cash Fund Balance Transferred In	\$ -	\$ -
Adjusted Cash Balance	\$ 19,689.33	\$ -
Ad Valorem Tax Apportioned To Year In Caption	\$ -	\$ -
Sources of Revenue		
9000 Interest, Mortgage Tax	\$ -	\$ -
9100 Local Revenues	\$ 32,311.66	\$ -
9200 State Revenues	\$ -	\$ -
9300 Federal Revenues	\$ -	\$ -
9400 Miscellaneous Revenues	\$ -	\$ -
9500 Special Assessments	\$ -	\$ -
9600 Other Revenues	\$ -	\$ -
9700 School Revenues	\$ -	\$ -
All Other Non-Tax Revenues	\$ -	\$ -
Sales Tax and Sales Tax Interest	\$ -	\$ -
Cash Fund Balance Forward From Preceding Year	\$ -	\$ -
Prior Expenditures Recovered	\$ -	\$ -
TOTAL RECEIPTS	\$ 32,311.66	\$ -
TOTAL RECEIPTS AND BALANCE	\$ 52,000.99	\$ -
Warrants of Year in Caption	\$ -	\$ -
Interest Paid Thereon	\$ -	\$ -
TOTAL DISBURSEMENTS	\$ -	\$ -
CASH BALANCE JUNE 30, 2021	\$ 52,000.99	\$ -
Reserve for Warrants Outstanding	\$ -	\$ -
Reserve for Interest on Warrants	\$ -	\$ -
Reserves From Schedule 8	\$ -	\$ -
TOTAL LIABILITIES AND RESERVE	\$ -	\$ -
DEFICIT:	\$ -	\$ -
CASH BALANCE FORWARD TO NEXT YEAR	\$ 52,000.99	\$ -

Schedule 9: Court Clerk Preservation Fund Summary of Expenses				
Total for Expenses	Net Appropriations July 1, 2021	Warrants Issued	Reserves	Approved by County Excise Board
1100 Total Salaries	\$ -	\$ -	\$ -	\$ -
1200 Fringe Benefits	\$ -	\$ -	\$ -	\$ -
1300 Travel Related	\$ -	\$ -	\$ -	\$ -
2000 Total Maintenance & Operations	\$ 48,960.67	\$ -	\$ -	\$ 52,000.99
4100 Total Machinery & Equipment, Capital Outlay	\$ -	\$ -	\$ -	\$ -
All Other Expenses	\$ -	\$ -	\$ -	\$ -
TOTAL EXPENDITURES 2020-21 FISCAL YEAR	\$ 48,960.67	\$ -	\$ -	\$ 52,000.99

M-7212

JUVENILE MENTAL HEALTH DIVERSION PROGRAM

Schedule 1: Current Balance Sheet - June 30, 2021	
ASSETS:	
Cash Balances	\$ 6,944.33
Investments	\$ -
TOTAL ASSETS	\$ 6,944.33
LIABILITIES AND RESERVES:	
Warrants Outstanding	\$ -
Reserve for Interest on Warrants	\$ -
Reserves From Schedule 3	\$ -
TOTAL LIABILITIES AND RESERVES	\$ -
CASH FUND BALANCE JUNE 30, 2021	\$ 6,944.33
TOTAL LIABILITIES, RESERVES AND CASH FUND BALANCE	\$ 6,944.33

Schedule 5: Juvenile Mental Health Diversion Program Fund Balance Sheet of Current and All Prior Years		
CURRENT AND ALL PRIOR YEARS	2020-21	PRE-2020
Cash Balance Reported to Excise Board June 30, 2020	\$ -	\$ -
Opening Balance from Prior Year	\$ -	\$ -
Cash Fund Balance Transferred Out	\$ -	\$ -
Cash Fund Balance Transferred In	\$ -	\$ -
Adjusted Cash Balance	\$ -	\$ -
Ad Valorem Tax Apportioned To Year In Caption	\$ -	\$ -
Sources of Revenue		
9000 Interest, Mortgage Tax	\$ -	\$ -
9100 Local Revenues	\$ -	\$ -
9200 State Revenues	\$ -	\$ -
9300 Federal Revenues	\$ 6,944.33	\$ -
9400 Miscellaneous Revenues	\$ -	\$ -
9500 Special Assessments	\$ -	\$ -
9600 Other Revenues	\$ -	\$ -
9700 School Revenues	\$ -	\$ -
All Other Non-Tax Revenues	\$ -	\$ -
Sales Tax and Sales Tax Interest	\$ -	\$ -
Cash Fund Balance Forward From Preceding Year	\$ -	\$ -
Prior Expenditures Recovered	\$ -	\$ -
TOTAL RECEIPTS	\$ 6,944.33	\$ -
TOTAL RECEIPTS AND BALANCE	\$ 6,944.33	\$ -
Warrants of Year in Caption	\$ -	\$ -
Interest Paid Thereon	\$ -	\$ -
TOTAL DISBURSEMENTS	\$ -	\$ -
CASH BALANCE JUNE 30, 2021	\$ 6,944.33	\$ -
Reserve for Warrants Outstanding	\$ -	\$ -
Reserve for Interest on Warrants	\$ -	\$ -
Reserves From Schedule 8	\$ -	\$ -
TOTAL LIABILITES AND RESERVE	\$ -	\$ -
DEFICIT:	\$ -	\$ -
CASH BALANCE FORWARD TO NEXT YEAR	\$ 6,944.33	\$ -

Schedule 9: Juvenile Mental Health Diversion Program Fund Summary of Expenses				
Total for Expenses	Net Appropriations July 1, 2021	Warrants Issued	Reserves	Approved by County Excise Board
1100 Total Salaries	\$ 6,944.33	\$ -	\$ -	\$ 6,944.33
1200 Fringe Benefits	\$ -	\$ -	\$ -	\$ -
1300 Travel Related	\$ -	\$ -	\$ -	\$ -
2000 Total Maintenance & Operations	\$ -	\$ -	\$ -	\$ -
4100 Total Machinery & Equipment, Capital Outlay	\$ -	\$ -	\$ -	\$ -
All Other Expenses	\$ -	\$ -	\$ -	\$ -
TOTAL EXPENDITURES 2020-21 FISCAL YEAR	\$ 6,944.33	\$ -	\$ -	\$ 6,944.33

INDIVIDUAL REDEMPTION COVERING THE PERIOD 7/1/2020 TO 6/30/2021
ESTIMATE OF NEEDS FOR 2021-2022

M-7401

INDIVIDUAL REDEMPTION

Schedule 1: Current Balance Sheet - June 30, 2021	
ASSETS:	
Cash Balances	\$ 3,979.12
Investments	\$ -
TOTAL ASSETS	\$ 3,979.12
LIABILITIES AND RESERVES:	
Warrants Outstanding	\$ -
Reserve for Interest on Warrants	\$ -
Reserves From Schedule 3	\$ -
TOTAL LIABILITIES AND RESERVES	\$ -
CASH FUND BALANCE JUNE 30, 2021	\$ 3,979.12
TOTAL LIABILITIES, RESERVES AND CASH FUND BALANCE	\$ 3,979.12

Schedule 5: Individual Redemption Fund Balance Sheet of Current and All Prior Years		
CURRENT AND ALL PRIOR YEARS	2020-21	PRE-2020
Cash Balance Reported to Excise Board June 30, 2020	\$ -	\$ 3,979.12
Opening Balance from Prior Year	\$ 3,979.12	\$ 3,979.12
Cash Fund Balance Transferred Out	\$ -	\$ -
Cash Fund Balance Transferred In	\$ -	\$ -
Adjusted Cash Balance	\$ 3,979.12	\$ -
Ad Valorem Tax Apportioned To Year In Caption	\$ -	\$ -
Sources of Revenue		
9000 Interest, Mortgage Tax	\$ -	\$ -
9100 Local Revenues	\$ -	\$ -
9200 State Revenues	\$ -	\$ -
9300 Federal Revenues	\$ -	\$ -
9400 Miscellaneous Revenues	\$ -	\$ -
9500 Special Assessments	\$ -	\$ -
9600 Other Revenues	\$ -	\$ -
9700 School Revenues	\$ -	\$ -
All Other Non-Tax Revenues	\$ -	\$ -
Sales Tax and Sales Tax Interest	\$ -	\$ -
Cash Fund Balance Forward From Preceding Year	\$ -	\$ -
Prior Expenditures Recovered	\$ -	\$ -
TOTAL RECEIPTS	\$ -	\$ -
TOTAL RECEIPTS AND BALANCE	\$ 3,979.12	\$ -
Warrants of Year in Caption	\$ -	\$ -
Interest Paid Thereon	\$ -	\$ -
TOTAL DISBURSEMENTS	\$ -	\$ -
CASH BALANCE JUNE 30, 2021	\$ 3,979.12	\$ -
Reserve for Warrants Outstanding	\$ -	\$ -
Reserve for Interest on Warrants	\$ -	\$ -
Reserves From Schedule 8	\$ -	\$ -
TOTAL LIABILITES AND RESERVE	\$ -	\$ -
DEFICIT:	\$ -	\$ -
CASH BALANCE FORWARD TO NEXT YEAR	\$ 3,979.12	\$ -

Schedule 9: Individual Redemption Fund Summary of Expenses				
Total for Expenses	Net Appropriations July 1, 2021	Warrants Issued	Reserves	Approved by County Excise Board
1100 Total Salaries	\$ -	\$ -	\$ -	\$ -
1200 Fringe Benefits	\$ -	\$ -	\$ -	\$ -
1300 Travel Related	\$ -	\$ -	\$ -	\$ -
2000 Total Maintenance & Operations	\$ 3,979.12	\$ -	\$ -	\$ 3,979.12
4100 Total Machinery & Equipment, Capital Outlay	\$ -	\$ -	\$ -	\$ -
All Other Expenses	\$ -	\$ -	\$ -	\$ -
TOTAL EXPENDITURES 2020-21 FISCAL YEAR	\$ 3,979.12	\$ -	\$ -	\$ 3,979.12

EXCESS RESALE COVERING THE PERIOD 7/1/2020 TO 6/30/2021
ESTIMATE OF NEEDS FOR 2021-2022

M-7402

EXCESS RESALE

Schedule 1: Current Balance Sheet - June 30, 2021	
ASSETS:	
Cash Balances	\$ 341,308.42
Investments	\$ -
TOTAL ASSETS	\$ 341,308.42
LIABILITIES AND RESERVES:	
Warrants Outstanding	\$ -
Reserve for Interest on Warrants	\$ -
Reserves From Schedule 3	\$ -
TOTAL LIABILITIES AND RESERVES	\$ -
CASH FUND BALANCE JUNE 30, 2021	\$ 341,308.42
TOTAL LIABILITIES, RESERVES AND CASH FUND BALANCE	\$ 341,308.42

Schedule 5: Excess Resale Fund Balance Sheet of Current and All Prior Years		
CURRENT AND ALL PRIOR YEARS	2020-21	PRE-2020
Cash Balance Reported to Excise Board June 30, 2020	\$ -	\$ 65,337.09
Opening Balance from Prior Year	\$ 46,898.47	\$ 46,898.47
Cash Fund Balance Transferred Out	\$ 26,891.55	\$ -
Cash Fund Balance Transferred In	\$ -	\$ -
Adjusted Cash Balance	\$ 20,006.92	\$ 18,438.62
Ad Valorem Tax Apportioned To Year In Caption	\$ -	\$ -
Sources of Revenue		
9000 Interest, Mortgage Tax	\$ -	\$ -
9100 Local Revenues	\$ 313,596.51	\$ -
9200 State Revenues	\$ -	\$ -
9300 Federal Revenues	\$ -	\$ -
9400 Miscellaneous Revenues	\$ -	\$ -
9500 Special Assessments	\$ -	\$ -
9600 Other Revenues	\$ -	\$ -
9700 School Revenues	\$ -	\$ -
All Other Non-Tax Revenues	\$ -	\$ -
Sales Tax and Sales Tax Interest	\$ -	\$ -
Cash Fund Balance Forward From Preceding Year	\$ 18,438.62	\$ -
Prior Expenditures Recovered	\$ -	\$ -
TOTAL RECEIPTS	\$ 332,035.13	\$ -
TOTAL RECEIPTS AND BALANCE	\$ 352,042.05	\$ 18,438.62
Warrants of Year in Caption	\$ 10,733.63	\$ -
Interest Paid Thereon	\$ -	\$ -
TOTAL DISBURSEMENTS	\$ 10,733.63	\$ -
CASH BALANCE JUNE 30, 2021	\$ 341,308.42	\$ 18,438.62
Reserve for Warrants Outstanding	\$ -	\$ -
Reserve for Interest on Warrants	\$ -	\$ -
Reserves From Schedule 8	\$ -	\$ -
TOTAL LIABILITES AND RESERVE	\$ -	\$ -
DEFICIT:	\$ -	\$ -
CASH BALANCE FORWARD TO NEXT YEAR	\$ 341,308.42	\$ 18,438.62

Schedule 9: Excess Resale Fund Summary of Expenses				
Total for Expenses	Net Appropriations July 1, 2021	Warrants Issued	Reserves	Approved by County Excise Board
1100 Total Salaries	\$ -	\$ -	\$ -	\$ -
1200 Fringe Benefits	\$ -	\$ -	\$ -	\$ -
1300 Travel Related	\$ -	\$ -	\$ -	\$ -
2000 Total Maintenance & Operations	\$ 18,815.65	\$ 10,733.63	\$ -	\$ 341,308.42
4100 Total Machinery & Equipment, Capital Outlay	\$ -	\$ -	\$ -	\$ -
All Other Expenses	\$ -	\$ -	\$ -	\$ -
TOTAL EXPENDITURES 2020-21 FISCAL YEAR	\$ 18,815.65	\$ 10,733.63	\$ -	\$ 341,308.42

UNAPPORTIONED REVENUE COVERING THE PERIOD 7/1/2020 TO 6/30/2021
ESTIMATE OF NEEDS FOR 2021-2022

M-7403

UNAPPORTIONED REVENUE

Schedule 1: Current Balance Sheet - June 30, 2021	
ASSETS:	
Cash Balances	\$ 45,076.53
Investments	\$ -
TOTAL ASSETS	\$ 45,076.53
LIABILITIES AND RESERVES:	
Warrants Outstanding	\$ 59.00
Reserve for Interest on Warrants	\$ -
Reserves From Schedule 3	\$ -
TOTAL LIABILITIES AND RESERVES	\$ 59.00
CASH FUND BALANCE JUNE 30, 2021	\$ 45,017.53
TOTAL LIABILITIES, RESERVES AND CASH FUND BALANCE	\$ 45,076.53

Schedule 5: Unapportioned Revenue Fund Balance Sheet of Current and All Prior Years		
CURRENT AND ALL PRIOR YEARS	2020-21	PRE-2020
Cash Balance Reported to Excise Board June 30, 2020	\$ -	\$ 32,534.36
Opening Balance from Prior Year	\$ 32,534.36	\$ 32,534.36
Cash Fund Balance Transferred Out	\$ -	\$ -
Cash Fund Balance Transferred In	\$ 70,953.47	\$ -
Adjusted Cash Balance	\$ 103,487.83	\$ -
Ad Valorem Tax Apportioned To Year In Caption	\$ -	\$ -
Sources of Revenue		
9000 Interest, Mortgage Tax	\$ -	\$ -
9100 Local Revenues	\$ -	\$ -
9200 State Revenues	\$ -	\$ -
9300 Federal Revenues	\$ -	\$ -
9400 Miscellaneous Revenues	\$ -	\$ -
9500 Special Assessments	\$ -	\$ -
9600 Other Revenues	\$ -	\$ -
9700 School Revenues	\$ -	\$ -
All Other Non-Tax Revenues	\$ -	\$ -
Sales Tax and Sales Tax Interest	\$ -	\$ -
Cash Fund Balance Forward From Preceding Year	\$ -	\$ -
Prior Expenditures Recovered	\$ -	\$ -
TOTAL RECEIPTS	\$ -	\$ -
TOTAL RECEIPTS AND BALANCE	\$ 103,487.83	\$ -
Warrants of Year in Caption	\$ 58,411.30	\$ -
Interest Paid Thereon	\$ -	\$ -
TOTAL DISBURSEMENTS	\$ 58,411.30	\$ -
CASH BALANCE JUNE 30, 2021	\$ 45,076.53	\$ -
Reserve for Warrants Outstanding	\$ 59.00	\$ -
Reserve for Interest on Warrants	\$ -	\$ -
Reserves From Schedule 8	\$ -	\$ -
TOTAL LIABILITES AND RESERVE	\$ 59.00	\$ -
DEFICIT:	\$ -	\$ -
CASH BALANCE FORWARD TO NEXT YEAR	\$ 45,017.53	\$ -

Schedule 9: Unapportioned Revenue Fund Summary of Expenses				
Total for Expenses	Net Appropriations July 1, 2021	Warrants Issued	Reserves	Approved by County Excise Board
1100 Total Salaries	\$ -	\$ -	\$ -	\$ -
1200 Fringe Benefits	\$ -	\$ -	\$ -	\$ -
1300 Travel Related	\$ -	\$ -	\$ -	\$ -
2000 Total Maintenance & Operations	\$ 90,183.69	\$ 58,470.30	\$ -	\$ 45,017.53
4100 Total Machinery & Equipment, Capital Outlay	\$ -	\$ -	\$ -	\$ -
All Other Expenses	\$ -	\$ -	\$ -	\$ -
TOTAL EXPENDITURES 2020-21 FISCAL YEAR	\$ 90,183.69	\$ 58,470.30	\$ -	\$ 45,017.53

PROTESTED TAX COVERING THE PERIOD 7/1/2020 TO 6/30/2021
ESTIMATE OF NEEDS FOR 2021-2022

M-7410

PROTESTED TAX

Schedule 1: Current Balance Sheet - June 30, 2021	
ASSETS:	
Cash Balances	\$ 2,216,856.57
Investments	\$ -
TOTAL ASSETS	\$ 2,216,856.57
LIABILITIES AND RESERVES:	
Warrants Outstanding	\$ -
Reserve for Interest on Warrants	\$ -
Reserves From Schedule 3	\$ -
TOTAL LIABILITIES AND RESERVES	\$ -
CASH FUND BALANCE JUNE 30, 2021	\$ 2,216,856.57
TOTAL LIABILITIES, RESERVES AND CASH FUND BALANCE	\$ 2,216,856.57

Schedule 5: Protested Tax Fund Balance Sheet of Current and All Prior Years		
CURRENT AND ALL PRIOR YEARS	2020-21	PRE-2020
Cash Balance Reported to Excise Board June 30, 2020	\$ -	\$ -
Opening Balance from Prior Year	\$ -	\$ -
Cash Fund Balance Transferred Out	\$ -	\$ -
Cash Fund Balance Transferred In	\$ 2,216,050.00	\$ -
Adjusted Cash Balance	\$ 2,216,050.00	\$ -
Ad Valorem Tax Apportioned To Year In Caption	\$ -	\$ -
Sources of Revenue		
9000 Interest, Mortgage Tax	\$ 806.57	\$ -
9100 Local Revenues	\$ -	\$ -
9200 State Revenues	\$ -	\$ -
9300 Federal Revenues	\$ -	\$ -
9400 Miscellaneous Revenues	\$ -	\$ -
9500 Special Assessments	\$ -	\$ -
9600 Other Revenues	\$ -	\$ -
9700 School Revenues	\$ -	\$ -
All Other Non-Tax Revenues	\$ -	\$ -
Sales Tax and Sales Tax Interest	\$ -	\$ -
Cash Fund Balance Forward From Preceding Year	\$ -	\$ -
Prior Expenditures Recovered	\$ -	\$ -
TOTAL RECEIPTS	\$ 806.57	\$ -
TOTAL RECEIPTS AND BALANCE	\$ 2,216,856.57	\$ -
Warrants of Year in Caption	\$ -	\$ -
Interest Paid Thereon	\$ -	\$ -
TOTAL DISBURSEMENTS	\$ -	\$ -
CASH BALANCE JUNE 30, 2021	\$ 2,216,856.57	\$ -
Reserve for Warrants Outstanding	\$ -	\$ -
Reserve for Interest on Warrants	\$ -	\$ -
Reserves From Schedule 8	\$ -	\$ -
TOTAL LIABILITES AND RESERVE	\$ -	\$ -
DEFICIT:	\$ -	\$ -
CASH BALANCE FORWARD TO NEXT YEAR	\$ 2,216,856.57	\$ -

Schedule 9: Protested Tax Fund Summary of Expenses				
Total for Expenses	Net Appropriations July 1, 2021	Warrants Issued	Reserves	Approved by County Excise Board
1100 Total Salaries	\$ -	\$ -	\$ -	\$ -
1200 Fringe Benefits	\$ -	\$ -	\$ -	\$ -
1300 Travel Related	\$ -	\$ -	\$ -	\$ -
2000 Total Maintenance & Operations	\$ 2,216,856.57	\$ -	\$ -	\$ 2,216,856.57
4100 Total Machinery & Equipment, Capital Outlay	\$ -	\$ -	\$ -	\$ -
All Other Expenses	\$ -	\$ -	\$ -	\$ -
TOTAL EXPENDITURES 2020-21 FISCAL YEAR	\$ 2,216,856.57	\$ -	\$ -	\$ 2,216,856.57

ESTRAY ANIMALS COVERING THE PERIOD 7/1/2020 TO 6/30/2021
ESTIMATE OF NEEDS FOR 2021-2022

M-7501

ESTRAY ANIMALS

Schedule 1: Current Balance Sheet - June 30, 2021	
ASSETS:	
Cash Balances	\$ 605.55
Investments	\$ -
TOTAL ASSETS	\$ 605.55
LIABILITIES AND RESERVES:	
Warrants Outstanding	\$ -
Reserve for Interest on Warrants	\$ -
Reserves From Schedule 3	\$ -
TOTAL LIABILITIES AND RESERVES	\$ -
CASH FUND BALANCE JUNE 30, 2021	\$ 605.55
TOTAL LIABILITIES, RESERVES AND CASH FUND BALANCE	\$ 605.55

Schedule 5: Estray Animals Fund Balance Sheet of Current and All Prior Years		
CURRENT AND ALL PRIOR YEARS	2020-21	PRE-2020
Cash Balance Reported to Excise Board June 30, 2020	\$ -	\$ 605.55
Opening Balance from Prior Year	\$ 605.55	\$ 605.55
Cash Fund Balance Transferred Out	\$ -	\$ -
Cash Fund Balance Transferred In	\$ -	\$ -
Adjusted Cash Balance	\$ 605.55	\$ -
Ad Valorem Tax Apportioned To Year In Caption	\$ -	\$ -
Sources of Revenue		
9000 Interest, Mortgage Tax	\$ -	\$ -
9100 Local Revenues	\$ -	\$ -
9200 State Revenues	\$ -	\$ -
9300 Federal Revenues	\$ -	\$ -
9400 Miscellaneous Revenues	\$ -	\$ -
9500 Special Assessments	\$ -	\$ -
9600 Other Revenues	\$ -	\$ -
9700 School Revenues	\$ -	\$ -
All Other Non-Tax Revenues	\$ -	\$ -
Sales Tax and Sales Tax Interest	\$ -	\$ -
Cash Fund Balance Forward From Preceding Year	\$ -	\$ -
Prior Expenditures Recovered	\$ -	\$ -
TOTAL RECEIPTS	\$ -	\$ -
TOTAL RECEIPTS AND BALANCE	\$ 605.55	\$ -
Warrants of Year in Caption	\$ -	\$ -
Interest Paid Thereon	\$ -	\$ -
TOTAL DISBURSEMENTS	\$ -	\$ -
CASH BALANCE JUNE 30, 2021	\$ 605.55	\$ -
Reserve for Warrants Outstanding	\$ -	\$ -
Reserve for Interest on Warrants	\$ -	\$ -
Reserves From Schedule 8	\$ -	\$ -
TOTAL LIABILITES AND RESERVE	\$ -	\$ -
DEFICIT:	\$ -	\$ -
CASH BALANCE FORWARD TO NEXT YEAR	\$ 605.55	\$ -

Schedule 9: Estray Animals Fund Summary of Expenses				
Total for Expenses	Net Appropriations July 1, 2021	Warrants Issued	Reserves	Approved by County Excise Board
1100 Total Salaries	\$ -	\$ -	\$ -	\$ -
1200 Fringe Benefits	\$ -	\$ -	\$ -	\$ -
1300 Travel Related	\$ -	\$ -	\$ -	\$ -
2000 Total Maintenance & Operations	\$ 605.55	\$ -	\$ -	\$ 605.55
4100 Total Machinery & Equipment, Capital Outlay	\$ -	\$ -	\$ -	\$ -
All Other Expenses	\$ -	\$ -	\$ -	\$ -
TOTAL EXPENDITURES 2020-21 FISCAL YEAR	\$ 605.55	\$ -	\$ -	\$ 605.55

CHANGE FUND COVERING THE PERIOD 7/1/2020 TO 6/30/2021
ESTIMATE OF NEEDS FOR 2021-2022

M-7508

CHANGE FUND

Schedule 1: Current Balance Sheet - June 30, 2021	
ASSETS:	
Cash Balances	\$ 1,050.00
Investments	\$ -
TOTAL ASSETS	\$ 1,050.00
LIABILITIES AND RESERVES:	
Warrants Outstanding	\$ -
Reserve for Interest on Warrants	\$ -
Reserves From Schedule 3	\$ -
TOTAL LIABILITIES AND RESERVES	\$ -
CASH FUND BALANCE JUNE 30, 2021	\$ 1,050.00
TOTAL LIABILITIES, RESERVES AND CASH FUND BALANCE	\$ 1,050.00

Schedule 5: Change Fund Fund Balance Sheet of Current and All Prior Years		
CURRENT AND ALL PRIOR YEARS	2020-21	PRE-2020
Cash Balance Reported to Excise Board June 30, 2020	\$ -	\$ 1,050.00
Opening Balance from Prior Year	\$ 1,050.00	\$ 1,050.00
Cash Fund Balance Transferred Out	\$ -	\$ -
Cash Fund Balance Transferred In	\$ -	\$ -
Adjusted Cash Balance	\$ 1,050.00	\$ -
Ad Valorem Tax Apportioned To Year In Caption	\$ -	\$ -
Sources of Revenue		
9000 Interest, Mortgage Tax	\$ -	\$ -
9100 Local Revenues	\$ -	\$ -
9200 State Revenues	\$ -	\$ -
9300 Federal Revenues	\$ -	\$ -
9400 Miscellaneous Revenues	\$ -	\$ -
9500 Special Assessments	\$ -	\$ -
9600 Other Revenues	\$ -	\$ -
9700 School Revenues	\$ -	\$ -
All Other Non-Tax Revenues	\$ -	\$ -
Sales Tax and Sales Tax Interest	\$ -	\$ -
Cash Fund Balance Forward From Preceding Year	\$ -	\$ -
Prior Expenditures Recovered	\$ -	\$ -
TOTAL RECEIPTS	\$ -	\$ -
TOTAL RECEIPTS AND BALANCE	\$ 1,050.00	\$ -
Warrants of Year in Caption	\$ -	\$ -
Interest Paid Thereon	\$ -	\$ -
TOTAL DISBURSEMENTS	\$ -	\$ -
CASH BALANCE JUNE 30, 2021	\$ 1,050.00	\$ -
Reserve for Warrants Outstanding	\$ -	\$ -
Reserve for Interest on Warrants	\$ -	\$ -
Reserves From Schedule 8	\$ -	\$ -
TOTAL LIABILITES AND RESERVE	\$ -	\$ -
DEFICIT:	\$ -	\$ -
CASH BALANCE FORWARD TO NEXT YEAR	\$ 1,050.00	\$ -

Schedule 9: Change Fund Fund Summary of Expenses				
Total for Expenses	Net Appropriations July 1, 2021	Warrants Issued	Reserves	Approved by County Excise Board
1100 Total Salaries	\$ -	\$ -	\$ -	\$ -
1200 Fringe Benefits	\$ -	\$ -	\$ -	\$ -
1300 Travel Related	\$ -	\$ -	\$ -	\$ -
2000 Total Maintenance & Operations	\$ 1,050.00	\$ -	\$ -	\$ 1,050.00
4100 Total Machinery & Equipment, Capital Outlay	\$ -	\$ -	\$ -	\$ -
All Other Expenses	\$ -	\$ -	\$ -	\$ -
TOTAL EXPENDITURES 2020-21 FISCAL YEAR	\$ 1,050.00	\$ -	\$ -	\$ 1,050.00

EDUCATIONAL TRUST COVERING THE PERIOD 7/1/2020 TO 6/30/2021
ESTIMATE OF NBEDS FOR 2021-2022

M-7605

EDUCATIONAL TRUST

Schedule 1: Current Balance Sheet - June 30, 2021	
ASSETS:	
Cash Balances	\$ 119,816.83
Investments	\$ -
TOTAL ASSETS	\$ 119,816.83
LIABILITIES AND RESERVES:	
Warrants Outstanding	\$ -
Reserve for Interest on Warrants	\$ -
Reserves From Schedule 3	\$ -
TOTAL LIABILITIES AND RESERVES	\$ -
CASH FUND BALANCE JUNE 30, 2021	\$ 119,816.83
TOTAL LIABILITIES, RESERVES AND CASH FUND BALANCE	\$ 119,816.83

Schedule 5: Educational Trust Fund Balance Sheet of Current and All Prior Years		
CURRENT AND ALL PRIOR YEARS	2020-21	PRE-2020
Cash Balance Reported to Excise Board June 30, 2020	\$ -	\$ 88,848.77
Opening Balance from Prior Year	\$ 88,848.77	\$ 88,848.77
Cash Fund Balance Transferred Out	\$ -	\$ -
Cash Fund Balance Transferred In	\$ -	\$ -
Adjusted Cash Balance	\$ 88,848.77	\$ -
Ad Valorem Tax Apportioned To Year In Caption	\$ -	\$ -
Sources of Revenue		
9000 Interest, Mortgage Tax	\$ -	\$ -
9100 Local Revenues	\$ -	\$ -
9200 State Revenues	\$ -	\$ -
9300 Federal Revenues	\$ -	\$ -
9400 Miscellaneous Revenues	\$ 68,468.06	\$ -
9500 Special Assessments	\$ -	\$ -
9600 Other Revenues	\$ -	\$ -
9700 School Revenues	\$ -	\$ -
All Other Non-Tax Revenues	\$ -	\$ -
Sales Tax and Sales Tax Interest	\$ -	\$ -
Cash Fund Balance Forward From Preceding Year	\$ -	\$ -
Prior Expenditures Recovered	\$ -	\$ -
TOTAL RECEIPTS	\$ 68,468.06	\$ -
TOTAL RECEIPTS AND BALANCE	\$ 157,316.83	\$ -
Warrants of Year in Caption	\$ 37,500.00	\$ -
Interest Paid Thereon	\$ -	\$ -
TOTAL DISBURSEMENTS	\$ 37,500.00	\$ -
CASH BALANCE JUNE 30, 2021	\$ 119,816.83	\$ -
Reserve for Warrants Outstanding	\$ -	\$ -
Reserve for Interest on Warrants	\$ -	\$ -
Reserves From Schedule 8	\$ -	\$ -
TOTAL LIABILITES AND RESERVE	\$ -	\$ -
DEFICIT:	\$ -	\$ -
CASH BALANCE FORWARD TO NEXT YEAR	\$ 119,816.83	\$ -

Schedule 9: Educational Trust Fund Summary of Expenses				
Total for Expenses	Net Appropriations July 1, 2021	Warrants Issued	Reserves	Approved by County Excise Board
1100 Total Salaries	\$ -	\$ -	\$ -	\$ -
1200 Fringe Benefits	\$ -	\$ -	\$ -	\$ -
1300 Travel Related	\$ -	\$ -	\$ -	\$ -
2000 Total Maintenance & Operations	\$ 157,316.83	\$ 37,500.00	\$ -	\$ 119,816.83
4100 Total Machinery & Equipment, Capital Outlay	\$ -	\$ -	\$ -	\$ -
All Other Expenses	\$ -	\$ -	\$ -	\$ -
TOTAL EXPENDITURES 2020-21 FISCAL YEAR	\$ 157,316.83	\$ 37,500.00	\$ -	\$ 119,816.83

INDEPENDENT SCHOOL REMIT COVERING THE PERIOD 7/1/2020 TO 6/30/2021
ESTIMATE OF NEEDS FOR 2021-2022

M-7702

INDEPENDENT SCHOOL REMIT

Schedule 1: Current Balance Sheet - June 30, 2021	
ASSETS:	
Cash Balances	\$ 502,794.64
Investments	\$ -
TOTAL ASSETS	\$ 502,794.64
LIABILITIES AND RESERVES:	
Warrants Outstanding	\$ 708.92
Reserve for Interest on Warrants	\$ -
Reserves From Schedule 3	\$ -
TOTAL LIABILITIES AND RESERVES	\$ 708.92
CASH FUND BALANCE JUNE 30, 2021	\$ 502,085.72
TOTAL LIABILITIES, RESERVES AND CASH FUND BALANCE	\$ 502,794.64

Schedule 5: Independent School Remit Fund Balance Sheet of Current and All Prior Years		
CURRENT AND ALL PRIOR YEARS	2020-21	PRE-2020
Cash Balance Reported to Excise Board June 30, 2020	\$ -	\$ 1,706,405.15
Opening Balance from Prior Year	\$ 1,693,828.27	\$ 1,693,828.27
Cash Fund Balance Transferred Out	\$ -	\$ -
Cash Fund Balance Transferred In	\$ -	\$ -
Adjusted Cash Balance	\$ 1,693,828.27	\$ 12,576.88
Ad Valorem Tax Apportioned To Year In Caption	\$ 45,339,835.99	\$ -
Sources of Revenue		
9000 Interest, Mortgage Tax	\$ 1,217,107.88	\$ -
9100 Local Revenues	\$ 2,250.25	\$ -
9200 State Revenues	\$ -	\$ -
9300 Federal Revenues	\$ 83,197.26	\$ -
9400 Miscellaneous Revenues	\$ -	\$ -
9500 Special Assessments	\$ -	\$ -
9600 Other Revenues	\$ -	\$ -
9700 School Revenues	\$ -	\$ -
All Other Non-Tax Revenues	\$ -	\$ -
Sales Tax and Sales Tax Interest	\$ -	\$ -
Cash Fund Balance Forward From Preceding Year	\$ -	\$ -
Prior Expenditures Recovered	\$ -	\$ -
TOTAL RECEIPTS	\$ 46,642,391.38	\$ -
TOTAL RECEIPTS AND BALANCE	\$ 48,336,219.65	\$ 12,576.88
Warrants of Year in Caption	\$ 47,833,425.01	\$ 12,576.88
Interest Paid Thereon	\$ -	\$ -
TOTAL DISBURSEMENTS	\$ 47,833,425.01	\$ 12,576.88
CASH BALANCE JUNE 30, 2021	\$ 502,794.64	\$ (0.00)
Reserve for Warrants Outstanding	\$ 708.92	\$ -
Reserve for Interest on Warrants	\$ -	\$ -
Reserves From Schedule 8	\$ -	\$ -
TOTAL LIABILITES AND RESERVE	\$ 708.92	\$ -
DEFICIT:	\$ -	\$ (0.00)
CASH BALANCE FORWARD TO NEXT YEAR	\$ 502,085.72	\$ -

Schedule 9: Independent School Remit Fund Summary of Expenses				
Total for Expenses	Net Appropriations July 1, 2021	Warrants Issued	Reserves	Approved by County Excise Board
1100 Total Salaries	\$ -	\$ -	\$ -	\$ -
1200 Fringe Benefits	\$ -	\$ -	\$ -	\$ -
1300 Travel Related	\$ -	\$ -	\$ -	\$ -
2000 Total Maintenance & Operations	\$ -	\$ -	\$ -	\$ -
4100 Total Machinery & Equipment, Capital Outlay	\$ -	\$ -	\$ -	\$ -
All Other Expenses	\$ 48,336,219.65	\$ 47,834,133.93	\$ -	\$ 502,085.72
TOTAL EXPENDITURES 2020-21 FISCAL YEAR	\$ 48,336,219.65	\$ 47,834,133.93	\$ -	\$ 502,085.72

MUNICIPAL-CITY-TOWN REMIT COVERING THE PERIOD 7/1/2020 TO 6/30/2021
ESTIMATE OF NEEDS FOR 2021-2022

M-7703

MUNICIPAL-CITY-TOWN REMIT

Schedule 1: Current Balance Sheet - June 30, 2021	
ASSETS:	
Cash Balances	\$ 93,342.39
Investments	\$ -
TOTAL ASSETS	\$ 93,342.39
LIABILITIES AND RESERVES:	
Warrants Outstanding	\$ -
Reserve for Interest on Warrants	\$ -
Reserves From Schedule 3	\$ -
TOTAL LIABILITIES AND RESERVES	\$ -
CASH FUND BALANCE JUNE 30, 2021	\$ 93,342.39
TOTAL LIABILITIES, RESERVES AND CASH FUND BALANCE	\$ 93,342.39

Schedule 5: Municipal-City-Town Remit Fund Balance Sheet of Current and All Prior Years		
CURRENT AND ALL PRIOR YEARS	2020-21	PRE-2020
Cash Balance Reported to Excise Board June 30, 2020	\$ -	\$ 91,878.79
Opening Balance from Prior Year	\$ 73,333.20	\$ 73,333.20
Cash Fund Balance Transferred Out	\$ 10,446.91	\$ -
Cash Fund Balance Transferred In	\$ -	\$ -
Adjusted Cash Balance	\$ 62,886.29	\$ 18,545.59
Ad Valorem Tax Apportioned To Year In Caption	\$ 2,814,113.32	\$ -
Sources of Revenue		
9000 Interest, Mortgage Tax	\$ -	\$ -
9100 Local Revenues	\$ -	\$ -
9200 State Revenues	\$ 481,164.65	\$ -
9300 Federal Revenues	\$ -	\$ -
9400 Miscellaneous Revenues	\$ -	\$ -
9500 Special Assessments	\$ 49,761.01	\$ -
9600 Other Revenues	\$ -	\$ -
9700 School Revenues	\$ -	\$ -
All Other Non-Tax Revenues	\$ -	\$ -
Sales Tax and Sales Tax Interest	\$ -	\$ -
Cash Fund Balance Forward From Preceding Year	\$ -	\$ -
Prior Expenditures Recovered	\$ -	\$ -
TOTAL RECEIPTS	\$ 3,345,038.98	\$ -
TOTAL RECEIPTS AND BALANCE	\$ 3,407,925.27	\$ 18,545.59
Warrants of Year in Caption	\$ 3,314,582.88	\$ 18,545.59
Interest Paid Thereon	\$ -	\$ -
TOTAL DISBURSEMENTS	\$ 3,314,582.88	\$ 18,545.59
CASH BALANCE JUNE 30, 2021	\$ 93,342.39	\$ -
Reserve for Warrants Outstanding	\$ -	\$ -
Reserve for Interest on Warrants	\$ -	\$ -
Reserves From Schedule 8	\$ -	\$ -
TOTAL LIABILITES AND RESERVE	\$ -	\$ -
DEFICIT:	\$ -	\$ -
CASH BALANCE FORWARD TO NEXT YEAR	\$ 93,342.39	\$ -

Schedule 9: Municipal-City-Town Remit Fund Summary of Expenses				
Total for Expenses	Net Appropriations July 1, 2021	Warrants Issued	Reserves	Approved by County Excise Board
1100 Total Salaries	\$ -	\$ -	\$ -	\$ -
1200 Fringe Benefits	\$ -	\$ -	\$ -	\$ -
1300 Travel Related	\$ -	\$ -	\$ -	\$ -
2000 Total Maintenance & Operations	\$ -	\$ -	\$ -	\$ -
4100 Total Machinery & Equipment, Capital Outlay	\$ -	\$ -	\$ -	\$ -
All Other Expenses	\$ 3,407,925.27	\$ 3,314,582.88	\$ -	\$ 93,342.39
TOTAL EXPENDITURES 2020-21 FISCAL YEAR	\$ 3,407,925.27	\$ 3,314,582.88	\$ -	\$ 93,342.39

M-7705

FIRE PROTECTION DISTRICTS REMIT

Schedule 1: Current Balance Sheet - June 30, 2021	
ASSETS:	
Cash Balances	\$ 5,973.45
Investments	\$ -
TOTAL ASSETS	\$ 5,973.45
LIABILITIES AND RESERVES:	
Warrants Outstanding	\$ 3,735.73
Reserve for Interest on Warrants	\$ -
Reserves From Schedule 3	\$ -
TOTAL LIABILITIES AND RESERVES	\$ 3,735.73
CASH FUND BALANCE JUNE 30, 2021	\$ 2,237.72
TOTAL LIABILITIES, RESERVES AND CASH FUND BALANCE	\$ 5,973.45

Schedule 5: Fire Protection Districts Remit Fund Balance Sheet of Current and All Prior Years		
CURRENT AND ALL PRIOR YEARS	2020-21	PRE-2020
Cash Balance Reported to Excise Board June 30, 2020	\$ -	\$ 5,587.11
Opening Balance from Prior Year	\$ 3,022.54	\$ 3,022.54
Cash Fund Balance Transferred Out	\$ -	\$ -
Cash Fund Balance Transferred In	\$ -	\$ -
Adjusted Cash Balance	\$ 3,022.54	\$ 2,564.57
Ad Valorem Tax Apportioned To Year In Caption	\$ 598,455.87	\$ -
Sources of Revenue		
9000 Interest, Mortgage Tax	\$ -	\$ -
9100 Local Revenues	\$ -	\$ -
9200 State Revenues	\$ -	\$ -
9300 Federal Revenues	\$ -	\$ -
9400 Miscellaneous Revenues	\$ -	\$ -
9500 Special Assessments	\$ 18,033.00	\$ -
9600 Other Revenues	\$ -	\$ -
9700 School Revenues	\$ -	\$ -
All Other Non-Tax Revenues	\$ -	\$ -
Sales Tax and Sales Tax Interest	\$ -	\$ -
Cash Fund Balance Forward From Preceding Year	\$ -	\$ -
Prior Expenditures Recovered	\$ -	\$ -
TOTAL RECEIPTS	\$ 616,488.87	\$ -
TOTAL RECEIPTS AND BALANCE	\$ 619,511.41	\$ 2,564.57
Warrants of Year in Caption	\$ 613,537.96	\$ 2,564.57
Interest Paid Thereon	\$ -	\$ -
TOTAL DISBURSEMENTS	\$ 613,537.96	\$ 2,564.57
CASH BALANCE JUNE 30, 2021	\$ 5,973.45	\$ -
Reserve for Warrants Outstanding	\$ 3,735.73	\$ -
Reserve for Interest on Warrants	\$ -	\$ -
Reserves From Schedule 8	\$ -	\$ -
TOTAL LIABILITES AND RESERVE	\$ 3,735.73	\$ -
DEFICIT:	\$ -	\$ -
CASH BALANCE FORWARD TO NEXT YEAR	\$ 2,237.72	\$ -

Schedule 9: Fire Protection Districts Remit Fund Summary of Expenses				
Total for Expenses	Net Appropriations July 1, 2021	Warrants Issued	Reserves	Approved by County Excise Board
1100 Total Salaries	\$ -	\$ -	\$ -	\$ -
1200 Fringe Benefits	\$ -	\$ -	\$ -	\$ -
1300 Travel Related	\$ -	\$ -	\$ -	\$ -
2000 Total Maintenance & Operations	\$ -	\$ -	\$ -	\$ -
4100 Total Machinery & Equipment, Capital Outlay	\$ -	\$ -	\$ -	\$ -
All Other Expenses	\$ 619,511.41	\$ 617,273.69	\$ -	\$ 2,237.72
TOTAL EXPENDITURES 2020-21 FISCAL YEAR	\$ 619,511.41	\$ 617,273.69	\$ -	\$ 2,237.72

CAREER TECH REMIT COVERING THE PERIOD 7/1/2020 TO 6/30/2021
ESTIMATE OF NEEDS FOR 2021-2022

M-7706

CAREER TECH REMIT

Schedule 1: Current Balance Sheet - June 30, 2021	
ASSETS:	
Cash Balances	\$ 49,848.80
Investments	\$ -
TOTAL ASSETS	\$ 49,848.80
LIABILITIES AND RESERVES:	
Warrants Outstanding	\$ -
Reserve for Interest on Warrants	\$ -
Reserves From Schedule 3	\$ -
TOTAL LIABILITIES AND RESERVES	\$ -
CASH FUND BALANCE JUNE 30, 2021	\$ 49,848.80
TOTAL LIABILITIES, RESERVES AND CASH FUND BALANCE	\$ 49,848.80

Schedule 5: Career Tech Remit Fund Balance Sheet of Current and All Prior Years		
CURRENT AND ALL PRIOR YEARS	2020-21	PRE-2020
Cash Balance Reported to Excise Board June 30, 2020	\$ -	\$ 265,626.16
Opening Balance from Prior Year	\$ 265,626.16	\$ 265,626.16
Cash Fund Balance Transferred Out	\$ -	\$ -
Cash Fund Balance Transferred In	\$ -	\$ -
Adjusted Cash Balance	\$ 265,626.16	\$ -
Ad Valorem Tax Apportioned To Year In Caption	\$ 7,440,150.43	\$ -
Sources of Revenue		
9000 Interest, Mortgage Tax	\$ -	\$ -
9100 Local Revenues	\$ -	\$ -
9200 State Revenues	\$ -	\$ -
9300 Federal Revenues	\$ -	\$ -
9400 Miscellaneous Revenues	\$ -	\$ -
9500 Special Assessments	\$ -	\$ -
9600 Other Revenues	\$ -	\$ -
9700 School Revenues	\$ -	\$ -
All Other Non-Tax Revenues	\$ -	\$ -
Sales Tax and Sales Tax Interest	\$ -	\$ -
Cash Fund Balance Forward From Preceding Year	\$ -	\$ -
Prior Expenditures Recovered	\$ -	\$ -
TOTAL RECEIPTS	\$ 7,440,150.43	\$ -
TOTAL RECEIPTS AND BALANCE	\$ 7,705,776.59	\$ -
Warrants of Year in Caption	\$ 7,655,927.79	\$ -
Interest Paid Thereon	\$ -	\$ -
TOTAL DISBURSEMENTS	\$ 7,655,927.79	\$ -
CASH BALANCE JUNE 30, 2021	\$ 49,848.80	\$ -
Reserve for Warrants Outstanding	\$ -	\$ -
Reserve for Interest on Warrants	\$ -	\$ -
Reserves From Schedule 8	\$ -	\$ -
TOTAL LIABILITES AND RESERVE	\$ -	\$ -
DEFICIT:	\$ -	\$ -
CASH BALANCE FORWARD TO NEXT YEAR	\$ 49,848.80	\$ -

Schedule 9: Career Tech Remit Fund Summary of Expenses				
Total for Expenses	Net Appropriations July 1, 2021	Warrants Issued	Reserves	Approved by County Excise Board
1100 Total Salaries	\$ -	\$ -	\$ -	\$ -
1200 Fringe Benefits	\$ -	\$ -	\$ -	\$ -
1300 Travel Related	\$ -	\$ -	\$ -	\$ -
2000 Total Maintenance & Operations	\$ -	\$ -	\$ -	\$ -
4100 Total Machinery & Equipment, Capital Outlay	\$ -	\$ -	\$ -	\$ -
All Other Expenses	\$ 7,705,776.59	\$ 7,655,927.79	\$ -	\$ 49,848.80
TOTAL EXPENDITURES 2020-21 FISCAL YEAR	\$ 7,705,776.59	\$ 7,655,927.79	\$ -	\$ 49,848.80

Statement of Receipts, Disbursements, and Changes in Cash Balances
Exhibit W

County Funds	Beginning Cash Balance July 1	Receipts Apportioned	Transfers In	Transfers Out	Disbursements	Ending Cash Balance June 30
Exhibit A	\$ 2,281,527.30	\$ 8,459,664.79	\$ 1,932,461.98	\$1,933,531.70	\$ 8,128,320.04	\$ 2,611,802.33
Exhibit B	\$ 0.00	\$ 0.00	\$ 0.00	\$ 0.00	\$ 0.00	\$ 0.00
Exhibit D	\$ 2,772,608.56	\$ 3,165,233.65	\$ 130,044.85	\$ 0.00	\$ 2,711,692.73	\$ 3,356,194.33
Exhibit E	\$ 4,418,256.23	\$ 1,659,911.01	\$ 1,777.26	\$ 0.00	\$ 1,633,564.24	\$ 4,446,380.26
Total Exhibit G's	\$ 0.00	\$ 0.00	\$ 0.00	\$ 0.00	\$ 0.00	\$ 0.00
Total Exhibit H's	\$ 23,119.95	\$ 33.81	\$ 10,446.91	\$ 0.00	\$ 0.00	\$ 33,600.67
Total Exhibit I's	\$ 5,151,118.61	\$ 6,511,583.09	\$ 77,590.43	\$1,048,728.20	\$ 3,488,262.95	\$ 7,203,300.98
Total Exhibit I,ST's	\$ 16,750,742.17	\$ 12,030,600.53	\$ 2,843,075.44	\$1,948,701.92	\$ 9,035,030.97	\$ 20,640,685.25
Total Exhibit J's	\$ 0.00	\$ 0.00	\$ 0.00	\$ 0.00	\$ 0.00	\$ 0.00
Total Exhibit K's	\$ 0.00	\$ 0.00	\$ 0.00	\$ 0.00	\$ 0.00	\$ 0.00
Total Exhibit L's	\$ 0.00	\$ 0.00	\$ 0.00	\$ 0.00	\$ 0.00	\$ 0.00
Total Exhibit M's	\$ 2,701,799.74	\$ 58,723,232.05	\$ 2,293,199.47	\$ 67,538.46	\$ 59,732,911.60	\$ 3,917,781.20

This page intentionally left blank

Calculation of the Maximum Budget available using
the Estimated Valuations, Miscellaneous Revenues, and Carryover
Exhibit X

	General Fund		
	Unrestricted	Sales Tax	Total
General Fund Mill Levy	10.31	0.00	
Total Estimated Assessed Valuation	\$ 691,067,117.00		
Gross Ad Valorem Tax Levy	\$ 7,124,901.98		
Reserve for Delinquency Reserve Percentage 10%	\$ 647,718.36		
Net Ad Valorem Tax Levy	\$ 6,477,183.61		\$ 6,477,183.61
Cash fund balance, June 30	\$ 2,124,951.56	\$ 0.00	\$ 2,124,951.56
Miscellaneous Revenue	\$ 1,734,664.47	\$ 0.00	\$ 1,734,664.47
Total Available for Appropriations	\$ 10,336,799.64	\$ 0.00	\$ 10,336,799.64

This page intentionally left blank

CERTIFICATE OF EXCISE BOARD
ESTIMATE OF NEEDS FOR 2021-2022

STATE OF OKLAHOMA, COUNTY OF WAGONER

We, the members of the Excise Board of said County and State, do hereby certify that we have examined the foregoing estimates of proposed current expenses for the ensuing fiscal year as filed with the Board of County Commissioners, and those directly under, or in contractual relationship with, the Board of County Commissioners; we have ascertained from the Financial Statements submitted therewith the amount of Surplus Balances of Cash on Hand; we have considered the uncollected ad valorem taxes of the previous year or years; and we have ascertained that the probable Income estimated to be collected from all sources other than ad valorem taxation may reasonably be expected as a revenue for the ensuing fiscal year, and that the same does not exceed 90% of the actual collection from such sources for the previous fiscal year.

In so doing, we have diligently performed the duties imposed upon the Excise Board by 68 O.S. 1991 Section 3007, (1) ascertaining that the financial statements, as to statistics therein contained reflect the true fiscal condition at the close of the fiscal year, or caused the same to be corrected so to show; (2) struck from the estimate of needs so submitted any items not authorized by law and reduced to the sum authorized by law any items restricted by statute as to the amount lawfully expendable therefore; (3) supplemented such estimate, after proper publication, by an estimate of needs prepared by this Excise Board to make provision for mandatory governmental functions where the estimate submitted wholly failed or was deemed inadequate to fulfill the mandate of the Constitutions or of the Legislature; (4) computed the total means available to each fund in the manner provided; and (5) then and only thereafter.

Accordingly, we have and do hereby appropriate the Surplus Balances of Cash on Hand, and the Revenues and Levies hereinafter set forth for each Fund to the several and specific purposes named in such estimates, by each, to the intent and purpose that CONSTITUTIONAL GOVERNMENTAL FUNCTIONS shall be first assured and provided for, and subsequently to provide for Legislative Governmental Functions insofar as to the available Surpluses, Revenues and Levies will permit; and we have provided also that the Levies are in excess of the amount appropriated to needs after deducting the surplus cash balance on hand, and Estimated Revenues other than tax, by the percentage and amount or reserve for delinquent tax as hereinafter set forth, which we have determined in the manner provided by law.

We further certify that we have examined the within statements of account and estimated needs or requirements of the Governing Board of Wagoner County, in relation to the Sinking Fund or Funds thereof, and after finding the same correct or having caused the same to be corrected pursuant to 68 O. S. 1991 Section 3009, have approved the requirements therefor to fulfill the conditions of Section 26 and 28 of Article 10, Oklahoma Constitution, and have made and certified a tax levy therefor to the extent of the excess of said total requirements over any other legal deduction, including a reserve of caused the same to be corrected pursuant to 68 O. S. 1991 Section 3009, have approved the requirements therefor to fulfill the conditions of Section 26 and 28 of Article 10, Oklahoma Constitution, and have made and certified a tax levy therefor to the extent of the excess of said total requirements over any other legal deduction, including a reserve for delinquent taxes.

CERTIFICATE OF EXCISE BOARD
ESTIMATE OF NEEDS FOR 2021-2022

EXHIBIT "Y"	Page 94		
County Excise Board's Appropriation of Income and Revenue	General Fund	Health Department	Sinking Fund (Exc. Homesteads)
Appropriation Approved & Provision Made	\$ 10,336,799.65	\$ 3,838,503.81	\$ -
Appropriation of Revenues	\$ -	\$ -	\$ -
Excess of Assets Over Liabilities	\$ 2,124,951.56	\$ 2,217,637.30	\$ -
Unclaimed Protest Tax Refunds	\$ -	\$ -	\$ -
Revenues Approved by Excise Board	\$ 1,734,664.47	\$ -	\$ -
Est. Value of Surplus Tax in Process	\$ -	\$ -	\$ -
Sinking Fund Contributions	\$ -	\$ -	\$ -
Surplus Building Fund Cash	\$ -	\$ -	\$ -
Total Other Than 2021 Tax	\$ 3,859,616.03	\$ 2,217,637.30	\$ -
Balance Required	\$ 6,477,183.62	\$ 1,620,866.51	\$ -
Percent for Delinquency	10.0%	10.0%	0.0%
Added for Delinquency	\$ 647,718.36	\$ 162,086.65	\$ -
Total Required for 2021 Tax	\$ 7,124,901.98	\$ 1,782,953.16	\$ -
Rate of Levy Required and Certified (in Mills)	10.31	2.58	0.00

We further certify that the net assessed valuation of the Property, subject to ad valorem taxes, after the amount of all Homestead Exemptions have been deducted in the said County as finally equalized and certified by the State Board of Equalization for the current year 2021-2022 is as follows:

VALUATION AND LEVIES EXCLUDING HOMESTEADS				
County	Real	Personal	Public Service	Total
Total Valuation,	\$ 551,813,105.00	\$ 90,511,710.00	\$ 48,742,302.00	\$ 691,067,117.00

and that the assessed valuations herein certified have been used in computing the rates of mill levies and the proceeds thereof appropriated as aforesaid; and that having ascertained as aforesaid, the aggregate amount to be raised by ad valorem taxation, we thereupon made the levies therefor as provided by law as follows:

General Fund: 10.31 Mills	Health Dept: 2.58 Mills	Sinking Fund: 0.00 Mills	Sub-Total: 12.89 Mills
---------------------------	-------------------------	--------------------------	------------------------

Free Fair Budget Account (Levy Per Applicable Statute)	0.00 Mills;
Free Fair Improvement Budget Account (Net Proceeds of 1.00 Mill)	0.00 Mills;
Free Fair Additional Improvement Budget Account (Net Proceeds of 1.00 Mill)	0.00 Mills;
Library Budget Account (Net Proceeds of 1/2 of 1.00 Mill)	0.00 Mills;
Cooperative County/City-County Library Budget Account (1.00 to 4.00 Mills)	0.00 Mills;
County Cemetery (Prior To Aug. 15, 1933) Budget Account (Net Proceeds of 1/5 of 1.00 Mill)	0.00 Mills;
Public Buildings Budget Account (Not To Exceed 5.00 Mills)	0.00 Mills;
Emergency Medical Service (Not To Exceed 3.00 Mills)	0.00 Mills;
Total County Levies	12.89 Mills;
County Wide Levy For Schools (4.00 Mills)	4.13 Mills;
Total County Wide Levy	17.02 Mills;

and we do hereby order the above levies to be certified forthwith by the Secretary of this Board to the County Assessor of said County, in order that the County Assessor may immediately extend said levies upon the Tax Rolls for the year 2022 without regard to any protest that may be filed against any levies, as required by 68 O. S. 1991, Section 2869.

Dated at Wagoner, Oklahoma, this 12 day of November, 2021.

[Signature]
Excise Board Member

[Signature]
Excise Board Chairman

Excise Board Member

[Signature]
Excise Board Secretary



Wagoner County, 73
Statistical Data
2020-2021

Total Valuation		
Total Gross Valuation Real Property	\$	582,294,306.00
Total Homestead Exemption	\$	30,481,201.00
Total Real Property	\$	551,813,105.00
Total Personal Property	\$	90,511,710.00
Total Public Service Property	\$	48,742,302.00
Total Valuation of Property	\$	691,067,117.00

This page intentionally left blank

PUBLICATION SHEET - WAGONER COUNTY, OKLAHOMA
 FINANCIAL STATEMENT OF THE VARIUS FUNDS FOR THE FISCAL YEAR ENDING JUNE 30, 2021, AND ESTIMATE OF NEEDS
 FOR THE FISCAL YEAR ENDING JUNE 30, 2022, OF THE GOVERNING BOARD OF
 WAGONER COUNTY, OKLAHOMA

Exhibit "Z"


Page 97

STATEMENT OF FINANCIAL CONDITION AS OF JUNE 30, 2021	General Fund	Health Fund	Fair Board
ASSETS:			
Cash Balance June 30, 2021	\$ 2,611,802.33	\$ 4,446,380.26	\$ -
Investments	\$ -	\$ -	\$ -
TOTAL ASSETS	\$ 2,611,802.33	\$ 4,446,380.26	\$ -
LIABILITIES AND RESERVES:			
Warrants Outstanding	\$ 220,131.01	\$ 216,386.85	\$ -
Reserves for Interest on Warrants	\$ -	\$ -	\$ -
Reserves from Schedule 8	\$ 266,719.76	\$ 2,012,356.11	\$ -
TOTAL LIABILITIES AND RESERVES	\$ 486,850.77	\$ 2,228,742.96	\$ -
CASH FUND BALANCE (Deficit) JUNE 30, 2021	\$ 2,124,951.56	\$ 2,217,637.30	\$ -
ESTIMATE OF NEEDS FOR FISCAL YEAR ENDING JUNE 30, 2022			
Grand Total Current Expense Needs	\$ 10,336,799.65	\$ 3,838,503.81	\$ -
Reserves for Interest on Warrants & Revaluation	\$ -	\$ -	\$ -
Total Required	\$ 10,336,799.65	\$ 3,838,503.81	\$ -
FINANCED:			
Cash Fund Balance	\$ 2,124,951.56	\$ 2,217,637.30	\$ -
Revenues Approved by Excise Board	\$ 1,734,664.47	\$ -	\$ -
Total Deductions	\$ 3,859,616.03	\$ 2,217,637.30	\$ -
Balance to Raise from Ad Valorem Tax	\$ 6,477,183.62	\$ 1,620,866.51	\$ -

CERTIFICATE - GOVERNING BOARD

STATE OF OKLAHOMA, COUNTY OF WAGONER, ss:

We, the undersigned duly elected, qualified Governing Officers of Wagoner County, Oklahoma, do hereby certify that at a meeting of the Governing Body of the said County, begun at the time provided by law for Counties and pursuant to the provisions of 68 O.S. 1991 Sec. 3002, the foregoing statement was prepared and is true and correct condition of the Financial Affairs of said County as reflected by the record of the County Clerk and Treasurer. We further certify that the forgoing estimate for current expenses for the fiscal year beginning July 1, 2021, and ending June 30, 2022, as shown are reasonably necessary for the proper conduct of the affairs of the said County, that the Estimate Incometo be derived from sources other than ad valorem taxation does not exceed the lawfully authorized ration of the revenue derived from the same sources during the preceeding fiscal year.

 11-15-21

 Chairman of Board



 County Clerk







 Commissioner

Subscribed and sworn as before me this

15 day of November, 2021.




 Commissioner



 Notary Public

**AMANDA ALSIP
 NOTARY PUBLIC - STATE OF OKLAHOMA
 MY COMMISSION EXPIRES FEB. 10, 2024
 COMMISSION # 12001354**

This page intentionally left blank



Calculation of Annual County Officer Salary

Personal property and livestock are exempt from property tax.	
OS 19 §§ 180.71 - 180.83	
County Name:	Wagoner
County Population:	80,981
Taxable Value:	\$ 691,067,117.00
Double Homestead Value	\$ -
Total	\$ 691,067,117.00
County Mill Rate:	10.31
Service-ability:	\$ 7,124,901.98
Minimum Basic salary:	\$ 22,500.00
Maximum Base salary:	\$ 42,500.00
Base Salary as set by Board of County Commissioners:	\$ -
Allowed increase of basic salary based on valuation:	\$ 19,750.00
Required increase based on population:	\$ 950.00
Salary for FY:	\$ 20,700.00
Total salary at minimum base:	\$ 43,200.00
Total salary at maximum base:	\$ 63,200.00
<p>Service-ability = Total amount of revenue collected by multiplying millate rate (County part) by the taxable valuation.</p>	

